

NGUYỄN THU LỆ HẰNG (Chủ biên)  
NGUYỄN MAI PHƯƠNG - PHẠM THANH THỦY - TRẦN HOÀNG ANH - TRẦN THỊ ANH THƯ

# TIẾNG ANH

# Wonderful WORLD 3

WORKBOOK



NHÀ XUẤT BẢN ĐẠI HỌC SƯ PHẠM



## **ON THE COVER**

---

King penguin procession, South Georgia and the South Sandwich Islands.  
Photo by Ian Parker.

NGUYỄN THU LỆ HẰNG (Chủ biên)

NGUYỄN MAI PHƯƠNG - PHẠM THANH THUY - TRẦN HOÀNG ANH - TRẦN THỊ ANH THƯ

# TIẾNG ANH

# Wonderful WORLD 3

**WORKBOOK**



NHÀ XUẤT BẢN ĐẠI HỌC SƯ PHẠM



# Contents

	Page
<b>Unit 0: Greetings</b>	05
<b>Unit 1: My Family</b>	15
<b>Review 1: Units 0–1</b>	21
<b>Unit 2: My School</b>	23
<b>Unit 3: Animals</b>	29
<b>Review 2: Units 2–3</b>	35
<b>Unit 4: My House</b>	37
<b>Unit 5: My Clothes</b>	43
<b>Review 3: Units 4–5</b>	49
<b>Unit 6: My Hobby</b>	51
<b>Unit 7: My Favourite Sport</b>	57
<b>Review 4: Units 6–7</b>	63
<b>Unit 8: My Town</b>	65
<b>Unit 9: My Favourite Food</b>	71
<b>Review 5: Units 8–9</b>	77
<b>Unit 10: Our World</b>	79
<b>Unit 11: My Day</b>	85
<b>Review 6: Units 10–11</b>	91
<b>Projects: Units 1–11</b>	93

# Greetings

## 1 Look and write.



A l e x



A    a



   o m a   



   o p h i   

## 2 Read and match.

Hi. I'm Mai.

I'm fine, thanks.

Goodbye, Mai.

Hello, Mai. I'm Alex.

How are you?

I'm Sophie.

What's your name?

Bye, Alex.

## 3 Draw.




Alex



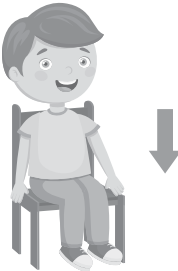
you

# Classroom Instructions


## 1 Look and write.




stand up



s \_ \_ d \_ \_ n



l \_ \_ k at the bo \_ \_ d



c \_ \_ e in



g \_ o \_ \_



D \_ n't \_ a \_ k!

## 2 Read and write.

1 \_\_\_\_\_ Stand \_\_\_\_\_ up!

2 May I \_\_\_\_\_ in?

3 May I \_\_\_\_\_ out?

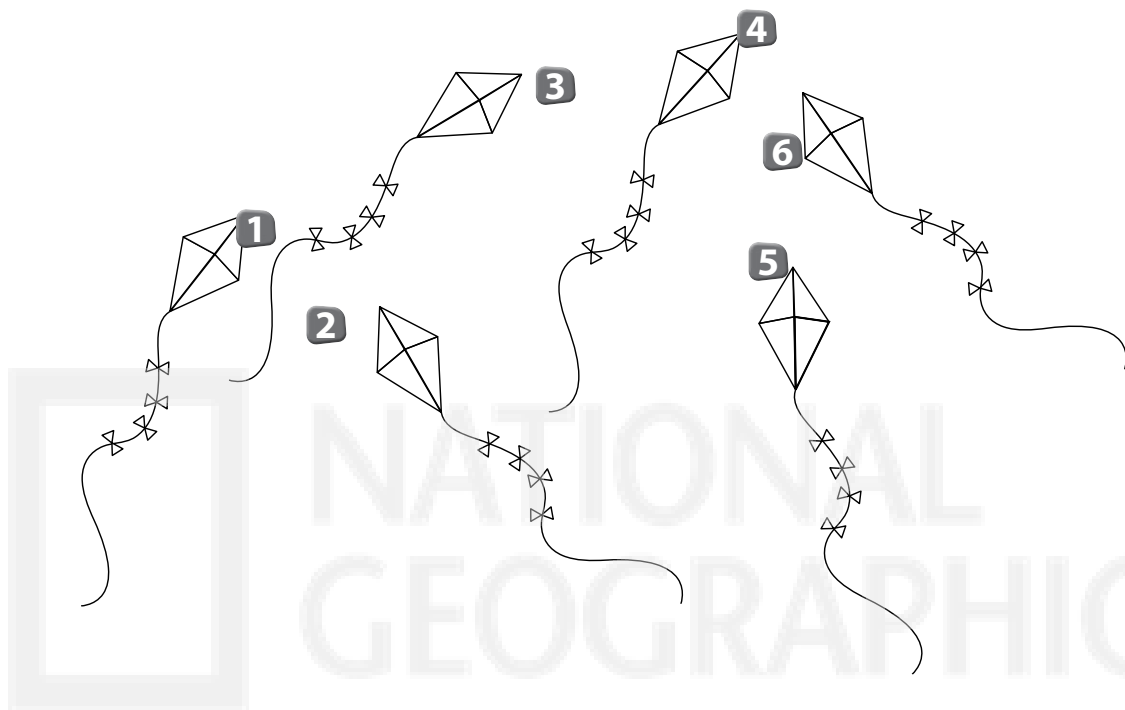
4 \_\_\_\_\_ down!

5 \_\_\_\_\_ talk!

6 Look at the \_\_\_\_\_!

# Colours

## 1 Colour and say.

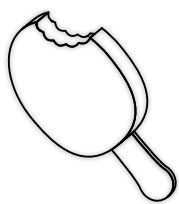


1 blue  
2 white


3 black  
4 green

5 red  
6 orange


## 2 Write and colour.




1 w h i t e




2 g \_ \_ e \_ \_




3 \_ e \_



4 \_ l \_ e



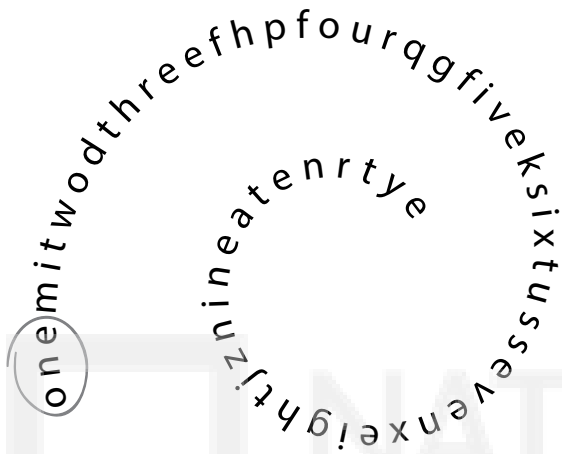
5 \_ r \_ n \_ e



6 \_ l \_ c k

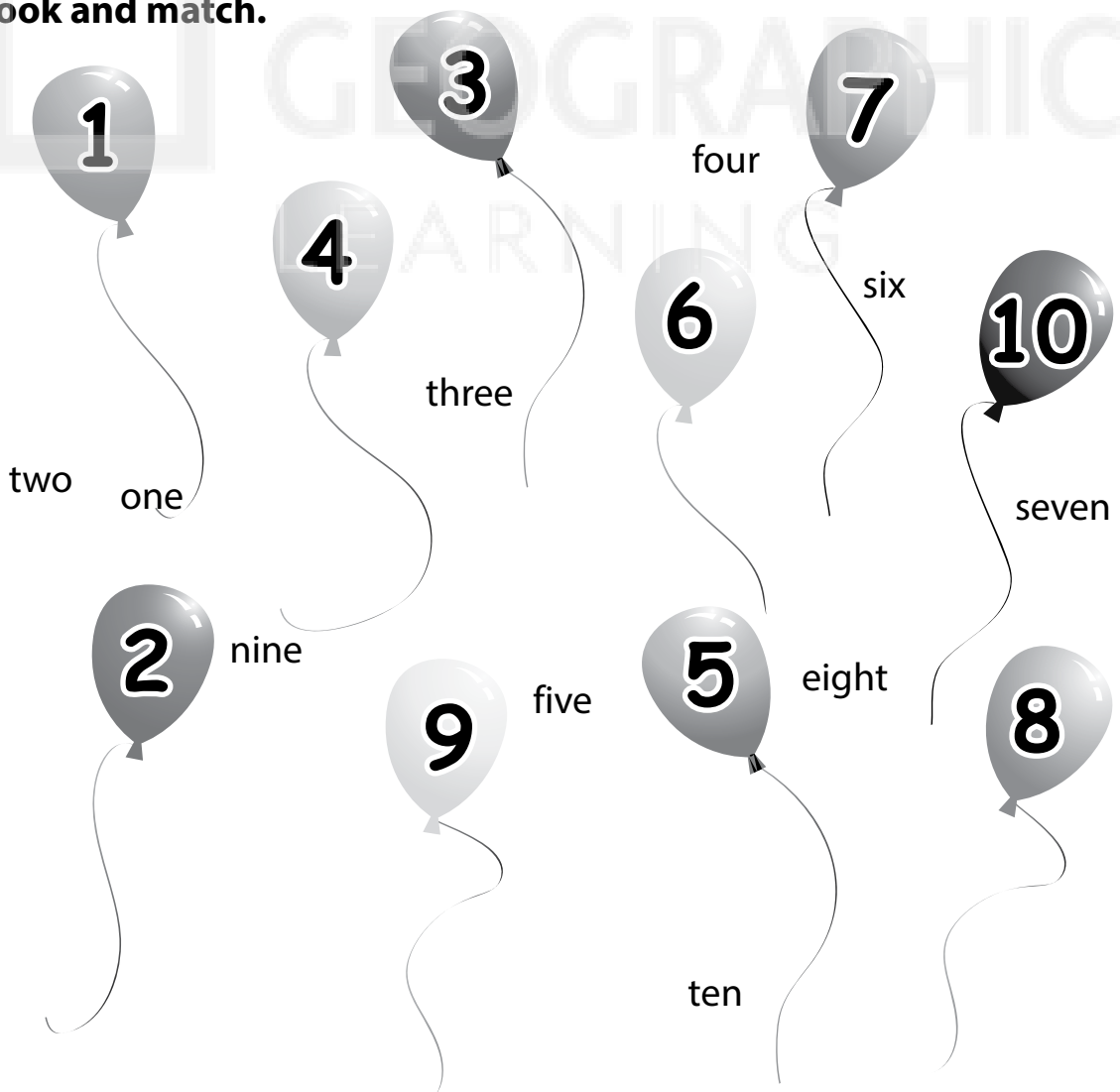
# Numbers

## 1 Circle and write.



one \_\_\_\_\_  
\_\_\_\_\_  
\_\_\_\_\_  
\_\_\_\_\_  
\_\_\_\_\_

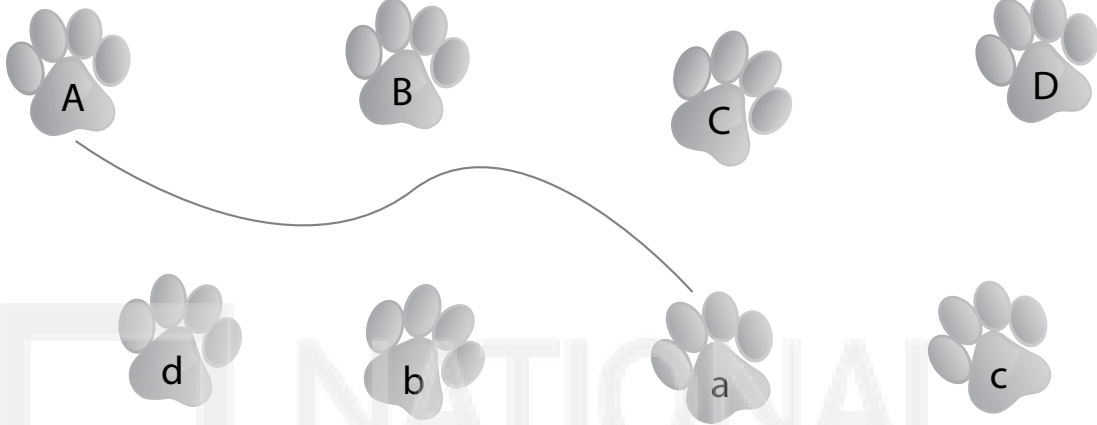
## 2 Look and match.



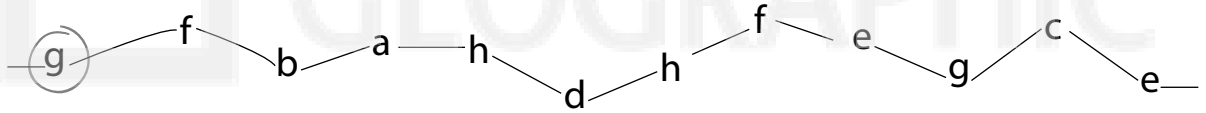


# Alphabet








## 1 Match and say.



## 2 Circle e, f, g and h.



## 3 Find and circle. Colour.



**4 Write and say.**


Hi, \_\_\_\_\_ Alex.



Nice to \_\_\_\_\_.

**5 Write and say.**

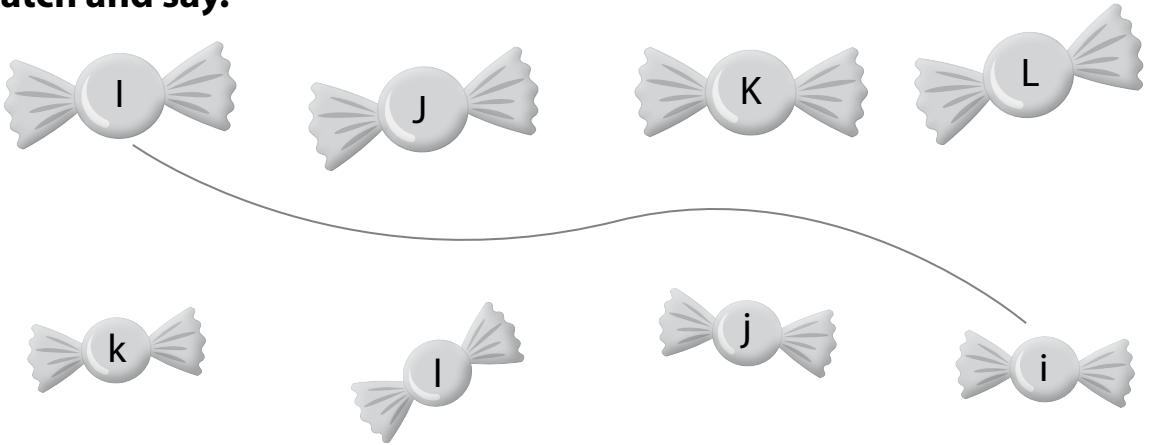
Hello. How are you?



\_\_\_\_\_, thank you.

NATIONAL  
GEOGRAPHIC  
LEARNING


**6 Match and say.**



**7 Circle m, n, o, p and q.**



**8 Look and circle.**



**9 Read and write. Say.**

Hello, I'm Tomas.

Hi, Tomas. I'm Sophie.


\_\_\_\_\_ are you?

I'm fine. \_\_\_\_\_.

NATIONAL  
GEOGRAPHIC  
LEARNING


**10 Listen and write.**  TR: 0.1

1




octopus

2



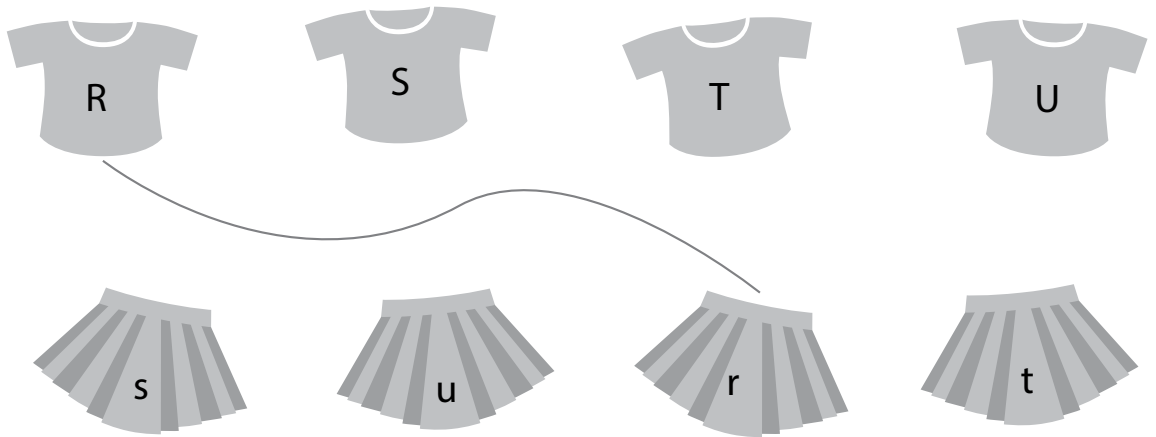
hi \_\_\_ o

3

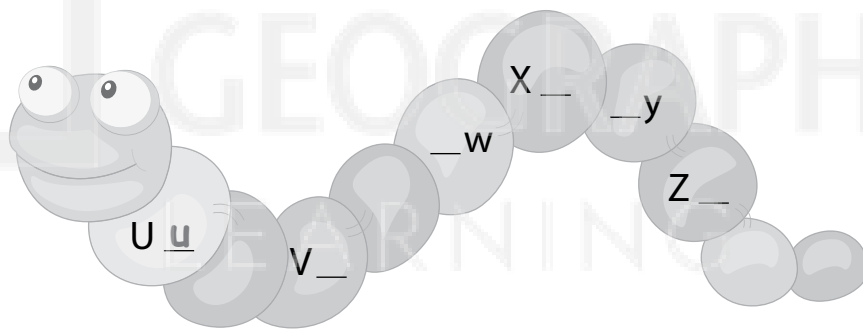


\_\_e\_\_o\_\_


# 11 Match and say.



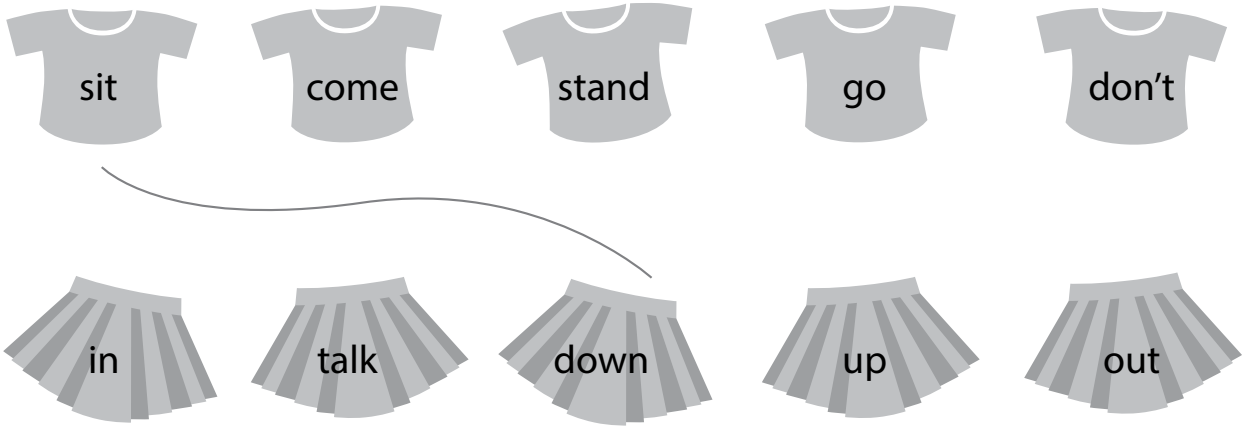
# 12 Look and write.



# 13 Look and circle.



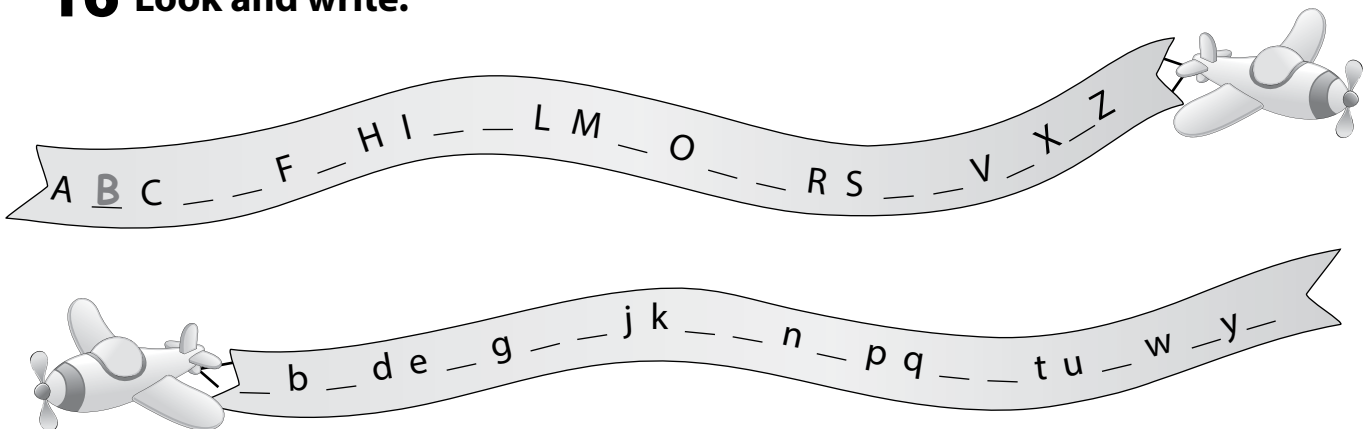
## 14 Read and match.



## 15 Read and say.



## 16 Look and write.



# 1 My Family

## Lesson 1

### 1 Look and circle.

1



mum / brother

2



mum / dad

3



dad / sister

4



brother / sister

### 2 Read. Draw and colour.

This is my family.

This is my mum, my dad, my big brother and my sister.

I am ten years old.

**3 Listen and circle.**  TR: 1.1

- 1 This is my mum / sister.
- 2 This is my dad / brother.
- 3 This is my brother / sister.
- 4 This is my family / mum.
- 5 This is my brother / mum.

**4 Match and say.**

mum

dad

brother

sister



**5 Look and write.**

1 This is my dad. He is cool!

2 This is \_\_\_\_\_. She \_\_\_\_\_.

3 This \_\_\_\_\_. He \_\_\_\_\_.


4 \_\_\_\_\_.





# Lesson 2

## 1 Look and match.



cousin

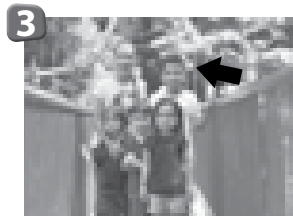
aunt

uncle

grandpa

grandma

## 2 Find and circle. Write.



uncle

T	A	J	I	E	H	G	J
F	U	U	T	G	S	R	U
G	N	A	N	O	P	A	A
W	T	D	H	B	M	N	D
U	N	C	L	E	S	D	C
F	T	N	A	T	E	M	N
G	R	A	N	D	P	A	A
C	O	U	S	I	N	B	U

### 3 Listen and circle. TR: 1.2

- 1 My grandma / mum is Susan.
- 2 My aunt / sister is Anna.
- 3 My brother / grandpa is Tom.
- 4 My uncle / dad is Alan.
- 5 My cousin / brother is Tim.

### 4 Look and match.

- |                 |         |
|-----------------|---------|
| 1 My grandpa is | a John  |
| 2 My grandma is | b Clare |
| 3 My uncle is   | c Tim   |
| 4 My aunt is    | d Laura |
| 5 My cousin is  | e Simon |



### 5 Look and circle.

d grandpa ds grandpa ds grandma oll cousins ds aunts q w uncles aca



# Lesson 3

## 1 Look and match.


1



3



4



2



funny  
young  
old  
tall  
short

5



## 2 Look and circle.

vca young ypofunnylooldestshortewataallo




### 3 Write.



- |                           |                        |
|---------------------------|------------------------|
| 1 We are funny!           | <u>We're</u> funny!    |
| 2 They are young.         | _____ young.           |
| 3 You are great!          | _____ great!           |
| 4 We are eight years old. | _____ eight years old. |
| 5 You are tall.           | _____ tall.            |
| 6 They are short.         | _____ short.           |

### 4 Match and write.

My grandpa is old.      We're sisters.      We're short.  
You're my grandma.      They're funny!



They're funny! \_\_\_\_\_



### 5 Listen and circle. TR: 1.3

- 1 Jorge is young / old.
- 2 Jorge is short / tall.
- 3 Ernesto is young / old.
- 4 Ernesto is short / tall.
- 5 Ernesto is funny / great.




### 1 Write and colour.




1 red




2 or\_\_g\_\_




3 b\_\_e



4 g\_e\_n



5 w\_\_t\_\_



6 \_\_ac\_\_

### 2 Match and write.

1 Hi, I'm Lan.

a I'm seven.

2 How are you?

b Hi, Lan. I'm Linh.

3 What colour is it?

c I'm \_\_\_\_\_.  
Thank you.

4 How old are you?

d It's blue.

### 3 Find and circle. Write.

N R T E A B H E R U Z  
T S I S T E R C L O C  
P E D G N V T E A C H  
A L A J B R O T H E R  
F G D I L Y R B O A R  
S C U D E A T C H A I  
X Z W L E S V O N W M  
P E F C M L R B O O U  
B A C L I S S R A O M

Family

mum

### 4 Listen and circle. TR: 1.4

- 1 Linh is nine / ten years old.
- 2 Dad is tall / short.
- 3 Mum is young / old.
- 4 Tam is great / funny.

### 5 Look and write.

This is my mum. She is nice.      This is my dad. He is tall.  
~~This is my brother. He is cool!~~



- 1 This is my brother.  
He is cool!
- 2 \_\_\_\_\_
- 3 \_\_\_\_\_

## Lesson 1

## 1 Look and write.

1 c l a s s r o o m2 h    m    w    r   3 l    s    o   4 st    d    nt5 t    a    h    r


## 2 Look and match.

1 It's my homework.

2 He's a student.

3 She's a teacher.

4 It's a lesson.



**3 Listen and circle.**  TR: 2.1

- 1 It's a classroom / school.
- 2 She's a teacher / student.
- 3 He's a brother / teacher.
- 4 It's a family / lesson.
- 5 She's a mum / teacher.



**4 Draw. Write about your classroom.**



It's my classroom. This is my teacher. She is Ms.Nga.

\_\_\_\_\_

\_\_\_\_\_

\_\_\_\_\_

\_\_\_\_\_

\_\_\_\_\_

\_\_\_\_\_



# Lesson 2

## 1 Write and match.

1 b \_ o \_ a \_ rd

2 \_ \_ h \_ \_ i \_ \_

3 clo \_ \_ \_ \_

4 d \_ \_ s \_ \_



## 2 Look and write.


1 you / students / 're / .

You're students.

2 desks / 're / they / .

3 chairs / 're / they / .

4 clocks / 're / they / .



### 3 Look. Tick (✓) or cross (✗).

1 It's a board.



2 They're desks.



3 She is a teacher.




4 We're students.



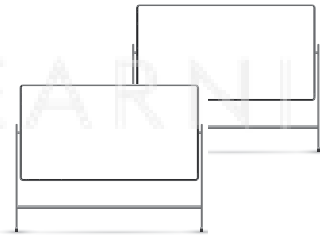
5 It's a clock.




### 4 Read and colour.





1 It's a chair.  
It's orange.




2 They're boards.  
They're black.



3 They're desks.  
They're green.




4 They're clocks.  
They're yellow.



5 It's a classroom.  
It's blue.

# Lesson 3


## 1 Look and match.




3



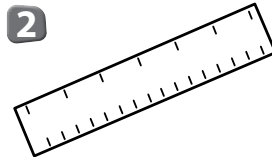
rulers  
pencils  
pens  
rubbers  
books



## 2 Write.



pencil




### 3 Circle.



Are they pencils?  
- Yes, they are. /  
- No, they aren't.



Are you a teacher?  
- Yes, I am. /  
- No, I am not.



Are they pens?  
- Yes, they are. /  
- No, they aren't.



Are they books?  
- Yes, they are. /  
- No, they aren't.



Are you a student?  
- Yes, I am. /  
- No, I am not.

### 4 Listen and tick. TR: 2.2

1 Are they books?  Yes, they are.  No, they aren't.

2 Are they pens?  Yes, they are.  No, they aren't.

3 Are they teachers?  Yes, they are.  No, they aren't.

4 Are you a student?  Yes, I am.  No, I'm not.

5 Are they rulers?  Yes, they are.  No, they aren't.

### 5 Read and say.




Look! Are they pencils?

They're nice!



No, they aren't.  
They're pens.

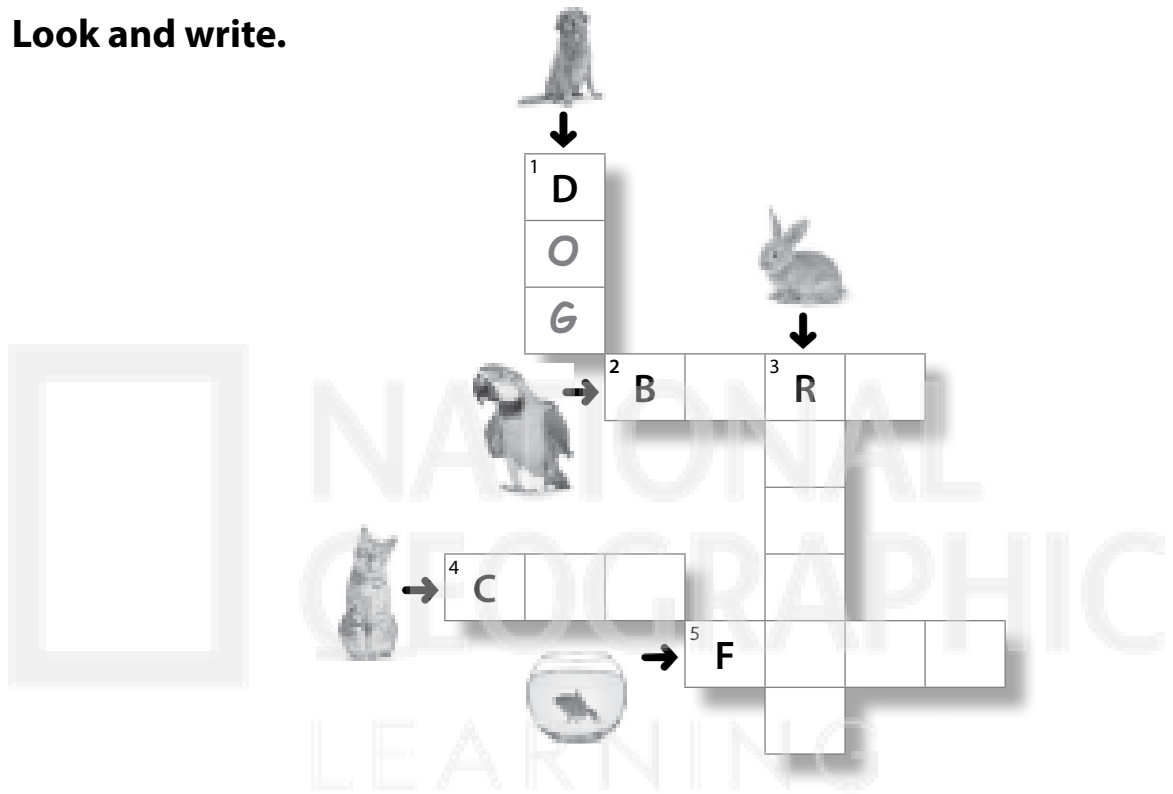


# 3

# Animals


## Lesson 1

1 Look and write.




2 Read and colour.

1 four black cats



3 two green frogs



2 three black rabbits




4 six orange and green fish




5 five blue birds



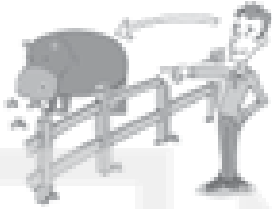
### 3 Look and circle.



1 **This is** / That's my sister.



3 This is / **That's** a cat.



2 This is / That's a hippo.

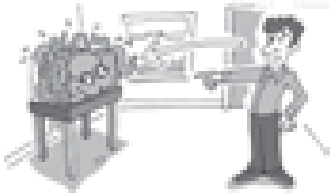


4 This is / That's an egg.

### 4 Look and write.


That's a zebra. This is a rabbit. ~~That's an octopus.~~ This is a fish.

1




That's an octopus.

3



2





4




# Lesson 2

## 1 Look and match.




elephant  
giraffe  
lion  
monkey



## 2 Listen and circle. TR: 3.1

1



a



b

2




a

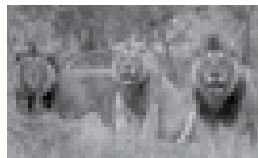


b

3



a



b

4



a



b

### 3 Look and circle.

1 These / Those are lions.

2 These / Those are elephants.

3 These / Those are monkeys.

4 These / Those are giraffes.



### 4 Order and write. Then say.

1 cats / are / these / .

These are cats.

2 those / monkeys / are / .

3 these / are / lions / .

4 are / elephants / those / .

### 5 Write and read!

These are m o nke y s – ooh, ooh!

Those are monkeys – ooh, ooh!

Th    se are monkeys, those are monkeys,  
ooh, ooh, ooh, ooh, ooh, ooh!

These are l                – roar, roar!

Those are lions – r       r, roar!

These are lions, those are lions,  
roar, roar, roar!

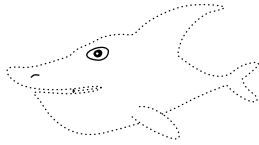




# Lesson 3

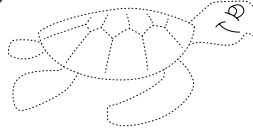
## 1 Draw and write.

1



shark

2



3



## 2 Look and match.

1




2



3



4



What are those?

What are these?

What's this?

What's that?

## 3 Listen and circle. TR: 3.2

1 It is a whale / a shark.

2 It is small / big.

3 Sharks and turtles / Fish and turtles are big, too.

4 There are some big fish / whales in the photo.

## 4 Look and circle. Write.



What's **this** / **that**?

- It's a bird.



What are **these** / **those**?

- \_\_\_\_\_ animals.



What's **this** / **these**?


- \_\_\_\_\_ a giraffe.



What are **that** / **those**?

- \_\_\_\_\_ turtles.


## 5 Write and say.



What's this?  
- It's a whale.



What's this?  
- It's \_\_\_\_\_.



What's this?  
- It's \_\_\_\_\_.



What's this?  
- It's \_\_\_\_\_.

### 1 Look. Listen and tick (✓) or cross (X). TR: 3.3



- 1 The teacher is in the classroom.
- 2 There are five desks.
- 3 There's a book on a desk.
- 4 There's a pen.
- 5 There are five students.

### 2 Read and write.

- 1 Are you short? - Yes, I am.
- 2 Are they cool?  
- No, \_\_\_\_\_.
- 3 Are they cousins?  
- Yes, \_\_\_\_\_.
- 4 Are we best friends?  
- Yes, \_\_\_\_\_.
- 5 Are they funny?  
- No, \_\_\_\_\_.

### 3 What can you see? Say.



Nine desks.

## 4 Read and circle.

1 That / Those are ducks.

3 This / Those is an elephant.

5 This / These is a tree.

2 This / These are frogs.

4 That / Those are lions.

6 That / Those is a giraffe.

## 5 Look and write.

~~It's~~ It's It's  
They're They're They're

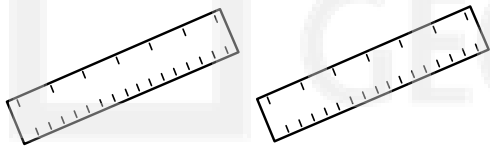
a book a pen a shark  
turtles whales rulers




1 What's that?  
It's a shark



4 What's this?  
\_\_\_\_\_



2 What are these?  
\_\_\_\_\_



5 What are those?  
\_\_\_\_\_





3 What are those?  
\_\_\_\_\_



6 What's that?  
\_\_\_\_\_

## 6 Read and say.



# 4

# My House

## Lesson 1

### 1 Look and write.

A crossword puzzle grid with four clues and their corresponding room names. The grid is partially filled with letters from the clues. Clue 1 is 'BATHROOM', Clue 2 is 'KITCHEN', Clue 3 is 'LIVING ROOM', and Clue 4 is 'BEDROOM'. Each clue is accompanied by a small photograph of the room.

### 2 Write about your house.

- 1 living room There's a living room in my house
- 2 bathroom \_\_\_\_\_
- 3 bedroom \_\_\_\_\_
- 4 kitchen \_\_\_\_\_
- 5 garden \_\_\_\_\_

### 3 Read and circle.

- 1 There's / There are two classrooms.
- 2 There's / There are nine students.
- 3 There's / There are a cat in the living room.
- 4 There's / There are a kitchen in my house.
- 5 There's / There are four bedrooms.
- 6 There's / There are a bird in the garden.


### 4 Write *There's* or *There are*.

- 1 There's a nice kitchen.
- 2 \_\_\_\_\_ three bedrooms.
- 3 \_\_\_\_\_ two bathrooms.
- 4 \_\_\_\_\_ three birds and a rabbit in the garden.
- 5 \_\_\_\_\_ a living room. It is blue and white.

### 5 Look and say.


There's a school bag on the chair.

There are two girls in the kitchen.

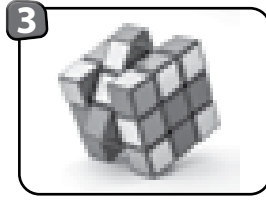


# Lesson 2


## 1 Look and circle.



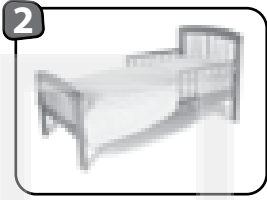
bed / TV




toy / computer




lamp / book



bed / toy



lamp / computer



TV / book

## 2 Listen and number. TR: 4.1



### 3 Read and circle.

- 1 There aren't / isn't toys in the living room.
- 2 There is / are a lamp in your house.
- 3 There isn't / aren't a bed in the bathroom.
- 4 There is / are books on my desk.
- 5 There isn't / aren't a bath in the bedroom.

### 4 Write *are, aren't, is or isn't*.

- 1 Are there birds in the garden? - No, there aren't.
- 2 \_\_\_\_\_ the computer in the living room? - Yes, it \_\_\_\_\_.
- 3 \_\_\_\_\_ there toys in the bedroom? - Yes, there \_\_\_\_\_.
- 4 \_\_\_\_\_ my book in the kitchen? - No, it \_\_\_\_\_.
- 5 \_\_\_\_\_ there lamps in your house? - No, there \_\_\_\_\_.

### 5 Read and draw.

My bedroom is small. I have got a bed and a desk. There are two books on the desk. There is a lamp, too. There aren't toys in my bedroom. There is a computer.





# Lesson 3

## 1 Match.

1




2



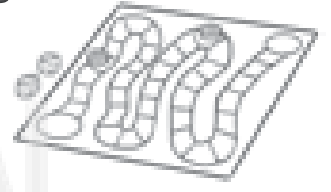
3



4



5




6



game  
birthday  
car  
doll  
ball  
teddy bear

## 2 Listen and tick the things you hear. TR: 4.2

1



3




5



2



4



### 3 Read and circle.

- 1 There's **the** / **a** doll on the chair.
- 2 There is **a** / **an** game in the living room.
- 3 I've got **a** / **an** ball and a teddy bear. **The** / **A** teddy bear is on the bed.
- 4 Is there a computer in the kitchen? No, there isn't. **The** / **A** computer is in the bedroom.

### 4 Write *a, an or the*.

It's my birthday today. It's my friend's birthday, too. We're eight years old today!

There are friends at my house. We're in (1) the living room.

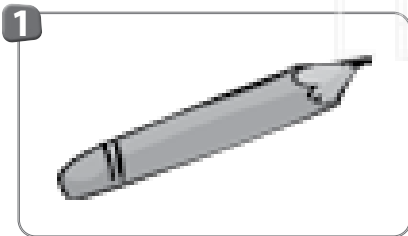
There are lots of toys! There's (2) \_\_\_\_\_ nice teddy bear. There's

(3) \_\_\_\_\_ doll, too! There's (4) \_\_\_\_\_ ball for my friend. There's

(5) \_\_\_\_\_ cool game for me! There are two cars. (6) \_\_\_\_\_ red car is

for my friend. There is (7) \_\_\_\_\_ orange car for me. What a great birthday!

### 5 Write and draw. Then say.



look / pencil / green

Look! **A pencil.**

The pencil is **green.**



look / ball / red

\_\_\_\_\_  
\_\_\_\_\_



look / teddy bear / black

\_\_\_\_\_  
\_\_\_\_\_



look / car / blue

\_\_\_\_\_  
\_\_\_\_\_


# 5

# My Clothes

## Lesson 1

### 1 Look and match.

- 1 trousers  a
- 2 T-shirt
- 3 shoes
- 4 socks
- 5 skirt



### 2 Look and write.

1 T

2 S

3 S

4 T

5 S


T  
S  
H  
I  
R  
T

### 3 Read and say. Colour.


1 You've got a red-and-white T-shirt.




3 Our socks are orange.



2 They've got blue trousers.



4 I've got a green skirt.



### 4 Read and circle.

1 They've got new shoes. **Their** / **Your** shoes are cool!

2 I've got a nice skirt. **Her** / **My** skirt is yellow.

3 You've got lots of toys. We love **their** / **your** toys!

4 I'm John. What's **their** / **your** name?

5 Peter and Dan have got books in **their** / **my** bags.

### 5 Write and say.

1 \_\_\_\_\_ **My** \_\_\_\_\_ name's Jalita. My shoes are blue.


2 Your T-shirt is black and \_\_\_\_\_ trousers are black, too.

3 They're brothers. \_\_\_\_\_ socks are red and cool!


4 That's Emma and Lily. \_\_\_\_\_ skirts are nice.

# Lesson 2


## 1 Look. Listen and circle. TR: 5.1




1




2



3



4



5


## 2 Write and colour.

1  d   r   e   s   s

2 c \_\_\_ a \_\_\_

3 b \_\_\_ t \_\_\_

4 h \_\_\_



## 3 Order and write.

1 Lin / got / has / boots / .  Lin has got boots.

2 the / boy / got / has / a / coat / . \_\_\_\_\_

3 has / got / girl / dress / a / the / . \_\_\_\_\_

4 the / got / has / boy / socks / . \_\_\_\_\_


## 4 Write.

~~her~~ his its her their your

- 1 Her name is Angela. What's \_\_\_\_\_ name?
- 2 Laura has got a brother. \_\_\_\_\_ name is Brandon.
- 3 Has Helen got a computer in \_\_\_\_\_ bedroom?
- 4 This is a rabbit. \_\_\_\_\_ ears are big.
- 5 The children are in \_\_\_\_\_ classroom.


## 5 Read and draw.

1




a crazy hat

2



funny socks

3



cool shoes

# Lesson 3

## 1 Look and circle.

nbcbigloa new w tbrpriprettyinguglycvtltsmalllyb



## 2 Listen and tick. TR: 5.2

	Lynn	Jane
1 She has got blue-and-orange shorts.	<input checked="" type="checkbox"/>	<input type="checkbox"/>
2 She has got a blue T-shirt.	<input type="checkbox"/>	<input type="checkbox"/>
3 She has got a new bag.	<input type="checkbox"/>	<input type="checkbox"/>
4 She has got a pretty bag.	<input type="checkbox"/>	<input type="checkbox"/>
5 She has got an ugly coat.	<input type="checkbox"/>	<input type="checkbox"/>

### 3 Read and write.

- 1 My new hat is green. (hat, new)
- 2 I've got \_\_\_\_\_ . (warm, boots)
- 3 Mum's got a \_\_\_\_\_ . (skirt, white)
- 4 She's got a \_\_\_\_\_ in her bag. (dress, pretty)

### 4 Order and write.

- 1 shoes / ugly / the / are / .

The shoes are ugly.

- 2 green/ is / this / my / coat / .

\_\_\_\_\_

- 3 warm / she's / hat / got / a / .


\_\_\_\_\_

- 4 a / T-shirt / I've / new / got / .

\_\_\_\_\_


### 5 Read and draw. Say.

My name's Carolina.  
I've got blue trousers.  
My T-shirt is green.  
I've got a red hat and  
black boots.  
I'm cool!

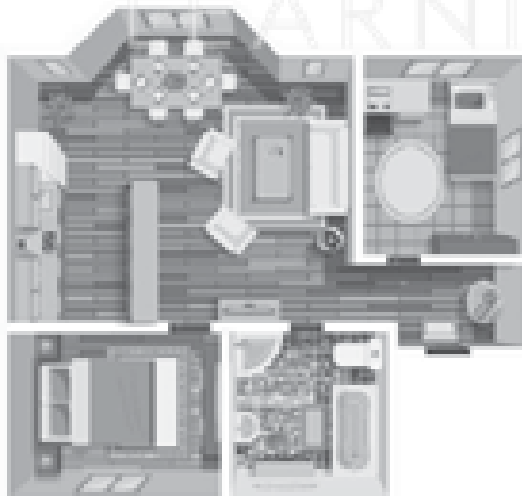




### 1 Write *a*, *an* or *the*.



### 2 Look and read. Write *T* for *True* or *F* for *False*.



- 1 There is a kitchen.
- 2 There are two bedrooms.
- 3 There are two bathrooms.
- 4 There is a living room.
- 5 There are three beds in the living room.

<input checked="" type="checkbox"/>	T
<input type="checkbox"/>	
<input type="checkbox"/>	
<input type="checkbox"/>	
<input type="checkbox"/>	

### 3 Listen and tick (✓). TR: 5.3

	True	False
1 There's a small living room.	<input type="checkbox"/>	<input checked="" type="checkbox"/>
2 There's a small kitchen.	<input type="checkbox"/>	<input type="checkbox"/>
3 There's a green garden.	<input type="checkbox"/>	<input type="checkbox"/>
4 There are four bedrooms.	<input type="checkbox"/>	<input type="checkbox"/>
5 There's a green car and a white ball.	<input type="checkbox"/>	<input type="checkbox"/>
6 There are clothes.	<input type="checkbox"/>	<input type="checkbox"/>

### 4 Read and circle.

- 1 Have you got shoes? - Yes, I have / haven't.
- 2 Talita **has** / hasn't got a game. She's got a teddy bear.
- 3 He **has** / hasn't got a coat. It's red.
- 4 Minh and Hien **have** / haven't got new T-shirts. They have new socks.
- 5 Has she got a yellow dress? - No, she **has** / hasn't.

### 5 Order and write.

1 are / trousers / His / blue / .

His trousers are blue.

2 He's / orange / got / T-shirt / an / .

\_\_\_\_\_

\_\_\_\_\_

3 is / hat / His / yellow and red / .

\_\_\_\_\_

\_\_\_\_\_

4 He's / balloon / a / blue / got / .

\_\_\_\_\_

\_\_\_\_\_

5 hair / is / Her / black / .

\_\_\_\_\_

\_\_\_\_\_

6 green / dress / a / got / She's / .

\_\_\_\_\_

\_\_\_\_\_

7 red / are / shoes / Their / .

\_\_\_\_\_

\_\_\_\_\_

# 6


# My Hobby

## Lesson 1

### 1 Look and circle.



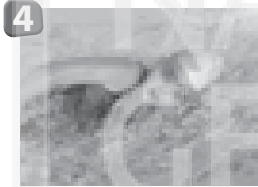
swim / cook



swim / speak English



write / read



cook / swim



read / speak English

### 2 Look and write.


cook read write speak ~~swim~~



They can swim.



He can \_\_\_\_\_.



I can \_\_\_\_\_ English.



She can \_\_\_\_\_.



We can \_\_\_\_\_.

### 3 Look and match.

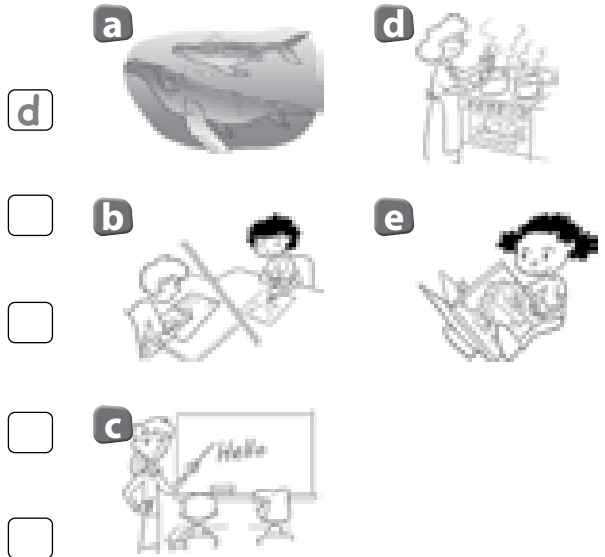
1 Grandma can cook.

2 The girl can read.


3 Whales can swim.



4 The students can speak English.

5 The friends can write.



### 4 Look and write.

1 I can  read and  \_\_\_\_\_.

2 I can  Hi! and  \_\_\_\_\_.

### 5 Write and say.

Dance everybody! We can dance.

Dance everybody! We can da n ce.

Sit down, stand up.

We can cook!

Sit down, s\_\_\_\_\_n\_\_\_\_\_ up.

We can c\_\_\_\_\_k!

Read and write, r\_\_\_\_\_d and

w\_\_\_\_\_i\_\_\_\_\_e.

You c\_\_\_\_\_n speak English, too!



Read and write, read and write.

You \_\_\_\_\_a\_\_\_\_\_ s\_\_\_\_\_e\_\_\_\_\_k English, too!

# Lesson 2

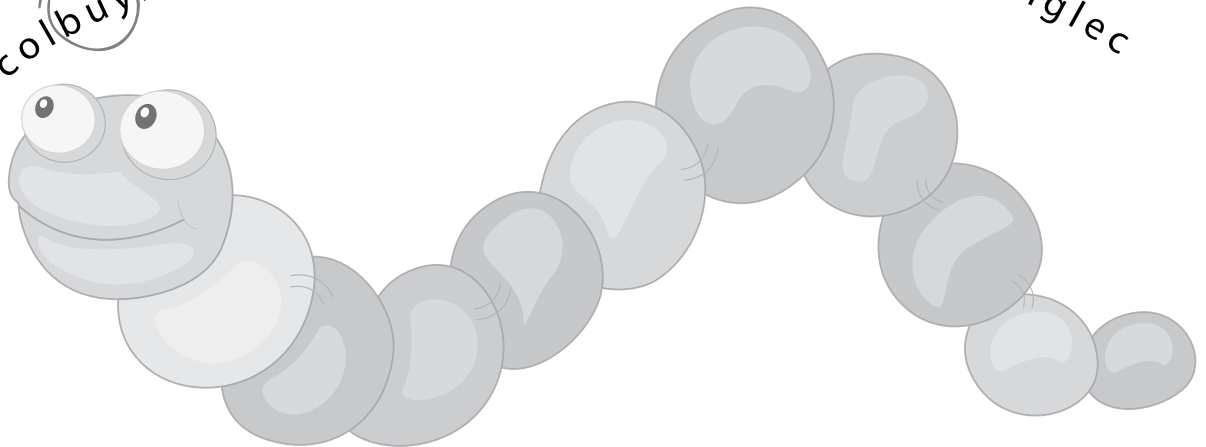
## 1 Look and match.



buy  
colour  
dance  
paint  
sing

## 2 Look and circle.





colbuylepcolourwudancedruesdsiepaintopdsinglec



### 3 Read and circle.

- 1 He's a baby. He **can** / **can't** read.
- 2 Bill **can** / **can't** write. He hasn't got a pen.
- 3 Zebras **can** / **can't** run.
- 4 Oh no! Tina **can** / **can't** dance!
- 5 Dolphins **can** / **can't** swim.
- 6 My brother's cool. He **can** / **can't** sing well.

### 4 Look and write.

				
Jane	X	X	X	✓
Rick	X	✓	✓	✓

- 1 Rick can dance.
- 2 Jane \_\_\_\_\_ dance.
- 3 Jane and Rick \_\_\_\_\_ write.
- 4 Rick \_\_\_\_\_ paint.
- 5 Jane \_\_\_\_\_ paint.
- 6 Jane and Rick \_\_\_\_\_ sing.

### 5 Listen and write. TR: 6.1

- 1 Linda can paint and (1) \_\_\_\_\_, but she can't (2) \_\_\_\_\_.
- 2 Her mom and dad can (3) \_\_\_\_\_ and (4) \_\_\_\_\_, but they can't (5) \_\_\_\_\_.
- 3 Her sister can (6) \_\_\_\_\_, but she can't (7) \_\_\_\_\_.

# Lesson 3

## 1 Draw and write.

1



play the guitar

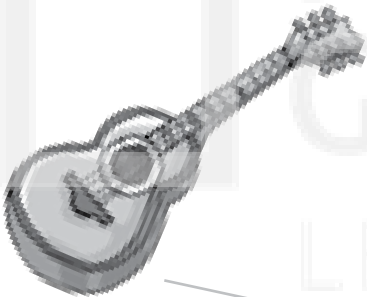
2



3




## 2 Look and match.



1



2



3

dance

drums

piano

sing

guitar







4



5

### 3 Look and match.


- 1  Can Phil play the guitar? \_\_\_\_\_ a Yes, he can.
- 2  Can you sing? b No, she can't.
- 3  Can Alice swim? c Yes, we can.
- 4  Can you dance? d Yes, I can.

### 4 Listen and circle. TR: 6.2

- 1 Phan can play the drums / the guitar.
- 2 Nam can play the piano / the guitar.
- 3 Lan can play the guitar / the piano and dance / sing.

### 5 Read and match.

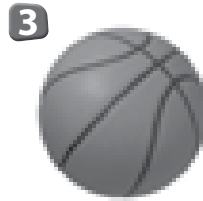
- 1 She can read.  c
- 2 He can play the drums.
- 3 She can sing.
- 4 She can't play the guitar.
- 5 She can play the piano.






## Lesson 1

### 1 Look and match.



tennis  
baseball  
hockey  
football  
basketball




### 2 Find and circle. Write.

F	O	O	T	N	P	I	L	L	N
A	F	O	O	T	B	A	L	L	E
H	I	N	K	E	F	D	C	B	R
O	P	A	S	N	M	C	I	A	T
C	G	I	G	N	B	N	W	S	A
K	W	I	W	I	M	N	A	E	E
E	B	A	A	S	S	B	A	B	L
Y	A	L	B	A	S	K	P	A	W
W	E	R	T	M	A	E	I	L	N
B	A	S	K	E	T	B	A	L	L



baseball



### 3 Look and write.

He's playing basketball. He's playing football. I'm playing tennis.  
I'm playing the drums. She's playing the piano. She's singing.


He's playing  
football.



\_\_\_\_\_



\_\_\_\_\_



\_\_\_\_\_



\_\_\_\_\_



\_\_\_\_\_



### 4 Read and write.

1 I am reading.  
I'm reading. \_\_\_\_\_

2 He is playing football.  
\_\_\_\_\_

3 He is cooking in the kitchen.  
\_\_\_\_\_

4 She is playing basketball.  
\_\_\_\_\_

5 I am playing baseball.  
\_\_\_\_\_

6 He is playing hockey.  
\_\_\_\_\_




# Lesson 2

## 1 Look and write.

jump catch hit kick run



jump



## 2 Look and match.

1 He is jumping.

2 He is catching the ball.

3 He is hitting the ball with his hand.

4 He is kicking the ball with his foot.

a



b



c



d



**3 Listen and write.**  TR: 7.1

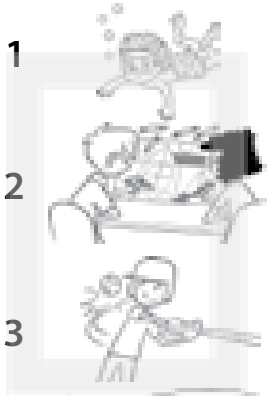
1 I'm playing basketball with my friends.

2 I'm \_\_\_\_\_ and \_\_\_\_\_.

3 I'm not \_\_\_\_\_ or \_\_\_\_\_ the ball.



**4 Look. Tick (✓) or cross (X).**



1 I'm not swimming.




2 She isn't painting.



3 He isn't kicking the ball.




4 She isn't catching the ball.



5 I'm not playing hockey.

**5 Read and draw. Say.**



I'm not playing football.  
I'm playing basketball.



She's playing tennis.  
She isn't playing  
baseball.




He isn't jumping.  
He's running.

# Lesson 3

## 1 Look and write.



ride a bike



## 2 Look and write.



1 He isn't jumping. He's running.

It's Tom.

2 She isn't cooking. She's playing the guitar.

\_\_\_\_\_

3 She isn't playing tennis. She's reading a book.

\_\_\_\_\_

4 He isn't playing the guitar. He's swimming.

\_\_\_\_\_

5 She isn't kicking a ball. She's cooking.

\_\_\_\_\_


6 She isn't swimming. She's playing tennis.

\_\_\_\_\_

### 3 Listen and tick. TR: 7.2

- |                                   | Yes                      | No                                  |
|-----------------------------------|--------------------------|-------------------------------------|
| 1 My dad is reading books.        | <input type="checkbox"/> | <input checked="" type="checkbox"/> |
| 2 I am cooking.                   | <input type="checkbox"/> | <input type="checkbox"/>            |
| 3 My sister is singing.           | <input type="checkbox"/> | <input type="checkbox"/>            |
| 4 My brother is playing football. | <input type="checkbox"/> | <input type="checkbox"/>            |
| 5 My cat is jumping.              | <input type="checkbox"/> | <input type="checkbox"/>            |

### 4 Look and circle.



- |                             |                                    |
|-----------------------------|------------------------------------|
| 1 Is Dad cooking?           | <u>Yes, he is.</u> / No, he isn't. |
| 2 Is Mum playing a game?    | Yes, she is. / No, she isn't.      |
| 3 Is Joe catching a ball?   | Yes, he is. / No, he isn't.        |
| 4 Is Dan playing the drums? | Yes, he is. / No, he isn't.        |
| 5 Is the dog jumping?       | Yes, it is. / No, it isn't.        |
| 6 Is the cat jumping?       | Yes, it is. / No, it isn't.        |

### 5 Look again. Write.

- Mum isn't playing a game. She 's reading a book.
- Dan \_\_\_\_\_ a guitar. He \_\_\_\_\_ the drums.
- Is Joe \_\_\_\_\_ a ball? Yes, he \_\_\_\_\_.
- \_\_\_\_\_ Dad \_\_\_\_\_ football? No, he \_\_\_\_\_. He \_\_\_\_\_.

### 1 Listen and write. TR: 7.3

cooking    dancing    hitting    jumping  
playing the guitar    ~~reading~~    running

1 I'm reading books.

2 My friend is \_\_\_\_\_.

3 My teacher is \_\_\_\_\_ the ball.

4 My dad is \_\_\_\_\_.

5 My mum is \_\_\_\_\_.

6 My sister is \_\_\_\_\_.

7 My cat is \_\_\_\_\_.

### 2 Write about yourself.

1 Can you read? Yes, I can.

2 Can you swim? \_\_\_\_\_

3 Can you play the drums? \_\_\_\_\_

4 Can you kick a ball? \_\_\_\_\_

5 Can you cook? \_\_\_\_\_


### 3 Write.

1  (you / play) Can you play the piano? (✓) Yes, I can.

2  (she / swim) \_\_\_\_\_ (x) \_\_\_\_\_

3  (he / hit) \_\_\_\_\_ (✓) \_\_\_\_\_

4  (they / play) \_\_\_\_\_ (x) \_\_\_\_\_

5  (you / play) \_\_\_\_\_ (x) \_\_\_\_\_

### 4 Match.

1 Are you playing football? a. No, he isn't.

2 Is he cooking in the kitchen? b. Yes, she is.

3 Is she buying shoes in the market? c. No, I'm not.


4 Is the shark swimming? d. Yes, it is.

### 5 Write and draw. Say.

My name is \_\_\_\_\_.

I can \_\_\_\_\_ and \_\_\_\_\_.

I can't \_\_\_\_\_.

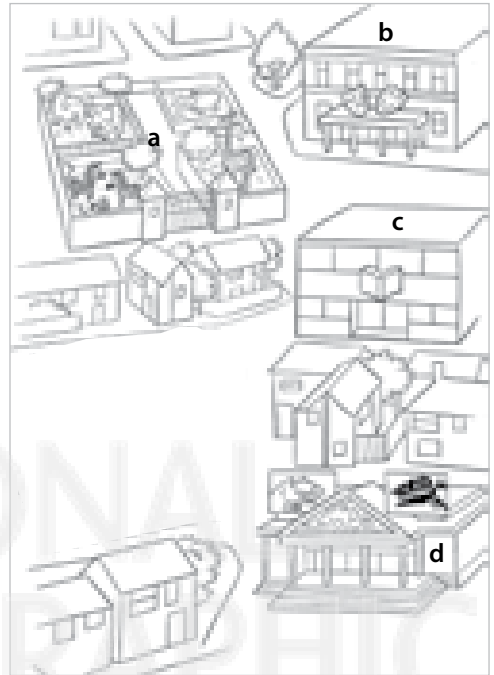




## Lesson 1

## 1 Look and match.

- 1 theatre  b
- 2 museum
- 3 library
- 4 zoo



## 2 Read and match.

1 I'm at the zoo.

2 I'm in the museum.


3 I'm in the library.

4 I'm at the theatre.

a



b




c



d




### 3 Look and tick.




Talk, please.

Don't talk, please.




Go to the park, please.

Don't go to the park, please.




Sit down, please.

Stand up, please.




Run, please.

Don't run, please.



Listen, please.

Don't listen, please.



Run, please.

Don't run, please.

### 4 Order and write.

1 the guitar / play / Don't / please / .

Don't play the guitar, please.

2 run / Don't / the zoo / please / in / . / ,

\_\_\_\_\_

3 the ball / Kick / please / . / ,

\_\_\_\_\_

4 in the / library / talk / Don't / please / . / ,

\_\_\_\_\_

5 a book / please / Read / . / ,

\_\_\_\_\_

### 5 Write and draw.

L\_s\_e\_ to the lion r\_a\_!


ROAR!

# Lesson 2

## 1 Look and match.



park  
pool  
market  
toy shop  
playground



## 2 Write. Listen and check. TR: 8.1

1 Lan is buying a doll at the toy shop.

2 My mum is buying flowers \_\_\_\_\_ . (market)

3 Nam is swimming \_\_\_\_\_ . (pool)

4 My dad is running with my sister \_\_\_\_\_ . (park)

5 My brother is playing football \_\_\_\_\_ . (playground)

### 3 Read and match.

- |                           |                                      |
|---------------------------|--------------------------------------|
| 1 What is Mary doing?     | a He's swimming in the pool.         |
| 2 What is John doing?     | b She's jumping at the playground.   |
| 3 What is your mum doing? | c I'm buying a doll at the toy shop. |
| 4 What are you doing?     | d She's running in the park.         |

### 4 Look and write.

What is he doing?    What are you doing?    What is Tom doing?  
What is your sister doing?    What is your dog doing?



What are you doing?  
I'm playing tennis.



He's playing football  
with his friends.



Tom is watching  
elephants at the zoo.



My sister is reading  
at the library.



It's running.

# Lesson 3

## 1 Look and write.

drink    eat    ~~have fun~~    look at    see    take photos




have fun



## 2 Read and circle.

- 1 Let's look at / take photos of the animals.
- 2 Drink / Eat a glass of water!
- 3 Let's have fun / see in the park.
- 4 Look! The penguin is eating / is drinking a fish!
- 5 Let's go to the zoo and see / have fun the animals.
- 6 Let's look at / take photos the map.



### 3 Read and match.

- |                  |                                  |
|------------------|----------------------------------|
| 1 Let's play     | a the paintings in the museum.   |
| 2 Let's buy      | b television in the living room. |
| 3 Let's look at  | c football in the park.          |
| 4 Let's have fun | d to the swimming pool.          |
| 5 Let's watch    | e a toy at the toy shop.         |
| 6 Let's go       | f at the playground.             |

### 4 Listen and write. Match. TR: 8.2

- |   |                           |
|---|---------------------------|
| 1 We can <u>look at</u> pretty paintings. | a Let's go to the zoo.    |
| 2 We can play and _____.                  | b Let's go to the museum. |
| 3 We can _____ the monkeys.               | c Let's go to the park.   |



## Lesson 1

## 1 Look and circle.

1




apple / (banana)

2



banana / tomato

3



banana / pear

4



apple / pear

## 2 Look and write.

1 I have got a  tomato and an  apple.

2 I have got a  \_\_\_\_\_ and a  \_\_\_\_\_.

3 I have got a  \_\_\_\_\_ and an  \_\_\_\_\_.

4 I have got an  \_\_\_\_\_ and a  \_\_\_\_\_.

5 I have got a  \_\_\_\_\_ and a  \_\_\_\_\_.

### 3 Look and circle.



1 There are a lot / some pears.



2 There are some / many tomatoes.



3 There are some / a lot of apples.



4 There are many / some bananas.


### 4 Look and write.

1




some bananas

2



\_\_\_\_\_

3



\_\_\_\_\_

4



\_\_\_\_\_

### 5 Read and draw.

1



some boxes

2



a lot of tomatoes



# Lesson 2

## 1 Look and write.

1



chicken

2



cesu

3



rice

4



milk

5



bread

6




Juice

## 2 Listen and tick. TR: 9.1

1



2




3



4





5



### 3 Circle.

- 1 The apple is **in** / **on** the box.
- 2 The apple is **on** / **under** the table.
- 3 The box is **in** / **under** the chair.
- 4 The pear is **under** / **on** the box.
- 5 The bread is **in** / **on** the table.



### 4 Look and write. Say.



There are many tomatoes \_\_\_\_\_  
on the table. \_\_\_\_\_

### 5 Read and say. Draw.

Let's go to the market  
Let's buy some food.  
Let's buy some cheese!

Let's go to the market  
Let's buy some food.  
Let's buy many tomatoes!

Let's go to the market  
Let's buy some food.  
Let's buy some bread!

Let's go to the market  
Let's buy some food.  
Let's buy some chicken!



# Lesson 3

## 1 Unscramble.


1 TESWE      SWEET

2 USTCIIB      \_\_\_\_\_

3 IEC MCARE      \_\_\_\_\_

4 COLEOACHT      \_\_\_\_\_

## 2 Look and write.



I've got some sweets.



Look! There is some \_\_\_\_\_.





Are there any \_\_\_\_\_?



Have you got any \_\_\_\_\_?

### 3 Look and say.



How many biscuits are there? Twelve.



### 4 Listen and write. TR: 9.2

- 1 There are eleven apples on the table.
- 2 There are \_\_\_\_\_ sweets in the box.
- 3 There are \_\_\_\_\_ biscuits in the bag.
- 4 There are \_\_\_\_\_ tomatoes in the box.
- 5 There are \_\_\_\_\_ bananas on the table.

### 5 Read and draw.

- There is juice on the table.  
There are two apples on the table.  
There is a box of rice under the chair.  
There is ice cream on the chair.



### 1 Find and circle.

Y	D	Z	T	D	E	B	D	B	V	M	A
N	Z	C	G	O	P	Y	C	A	T	E	P
E	O	R	N	X	D	M	G	N	I	U	P
M	O	B	T	Y	I	U	I	A	L	H	M
T	K	F	S	L	T	S	I	N	D	L	E
H	C	X	E	Z	D	E	N	A	S	I	A
E	H	A	P	B	Z	U	A	H	P	B	P
A	F	E	Q	W	G	M	V	I	L	R	P
T	O	M	A	T	O	E	K	X	N	A	L
R	E	H	O	J	P	E	A	R	R	R	E
E	H	H	T	U	Z	R	V	N	E	Y	Q
C	S	G	H	Z	A	J	R	M	O	U	Z

### 2 Read and match.

- |                             |  |
|-----------------------------|--|
| 1 What are you doing?       | a I'm going to the theatre.            |
| 2 Where are you going?      | b He's going to the toy shop.          |
| 3 What is she doing?        | c It's eating a banana.                |
| 4 Where is he going?        | d I'm drinking some milk.              |
| 5 What is the monkey doing? | e They're going to the playground.     |
| 6 Where are they going?     | f She's reading a book in the library. |



### 3 Order and write. Match.



- 1 eat / ice cream / Let's / . Let's eat ice cream.  d
- 2 Let's / some / drink / juice / . \_\_\_\_\_
- 3 go / Let's / zoo / the / to / . \_\_\_\_\_
- 4 Let's / at / have / playground / fun / the / . \_\_\_\_\_
- 5 in / take / Let's / the / photos / park / the / . \_\_\_\_\_

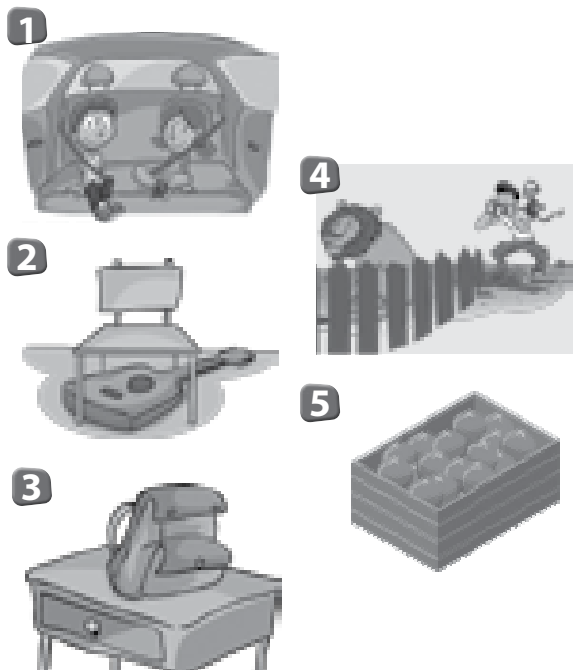
### 4 Listen and circle. TR: 9.3

- 1 There are some / many apples.
- 2 There are a lot of / some tomatoes.
- 3 There are many / some pears.
- 4 There are some / a lot of sweets.

### 5 Write.


in   on   under

- 1 Where are the children?  
- They're in the car.
- 2 Where's the guitar?  
- It's \_\_\_\_\_ the chair.
- 3 Where's the bag?  
- It's \_\_\_\_\_ the desk.
- 4 Where's the boy?  
- He's \_\_\_\_\_ the zoo.
- 5 Where are the tomatoes?  
- They are \_\_\_\_\_ the box.



## Lesson 1

## 1 Look and match.



tree  
river  
rock  
water  
climb



## 2 Read and circle.

- 1 The boy is swimming in the **rock** / **river**.
- 2 Can you **climb** / **play** a big rock?
- 3 The cat is in the **tree** / **rock**.
- 4 There is **water** / **rock** in the river.
- 5 Cats can **buy** / **climb** this tree.

### 3 Order and write.

1 go / market / I / the / .

I go to the market.

2 football / They / play / .

3 the / swim / I / river / in / .

4 toy shop / buy / at / I / toys / the / .

5 chocolate / I / eat / my / with / friends / .

### 4 Look and write. Say.



1 I swim in the river.

4 I g \_ \_ to the park.

2 I c \_ \_ \_ \_ the tree.

5 They t \_ \_ \_ photos there.

3 I jump over the r \_ \_ \_ \_ .

6 They like the beautiful t \_ \_ \_ \_ .

It's great!

They're great!




# Lesson 2

## 1 Look and write.




c o l d



\_ o \_




\_ a \_ ny



s \_ \_ \_ y



s \_ \_ \_ \_ r



\_ i \_ \_ e \_

## 2 Read and write.

1 It isn't h o t. It's c o l d.

2 It isn't w \_ \_ \_ \_ . It's s \_ \_ \_ \_ .

3 It isn't s \_ \_ \_ \_ . It's r \_ \_ \_ \_ .

4 It's c \_ \_ \_ and r \_ \_ \_ . I'm wearing a coat!

## 3 Look and match.

- |                             |   |
|-----------------------------|---|
| 1 Do they play football?    | a No, I don't. I run in the playground. |
| 2 Do you run in the park?   | b No, they don't. They play the drums.  |
| 3 Do you go to the theatre? | c No, they don't. They drink milk.      |
| 4 Do they play the guitar?  | d No, they don't. They play tennis.     |
| 5 Do they drink juice?      | e No, I don't. I go to the library.     |

**4 Listen and tick.**  TR: 10.1



a




b



a



b



a



b



a



b

**5 Write and say.**



cold / swim in the river

It's cold.  
I don't swim  
in the river.




rainy / climb rocks

\_\_\_\_\_  
\_\_\_\_\_  
\_\_\_\_\_



sunny / take photos

\_\_\_\_\_  
\_\_\_\_\_  
\_\_\_\_\_



cold / play in the playground

\_\_\_\_\_  
\_\_\_\_\_  
\_\_\_\_\_



sunny / buy apples

\_\_\_\_\_  
\_\_\_\_\_  
\_\_\_\_\_

# Lesson 3

## 1 Look and write.

spring

autumn

~~wet~~

dry



wet





## 2 Find and circle. Write.

S P R I N G A S Q  
 U H E G F E U G M  
 M I B W I N T E R  
 M J H C D P U A T  
 E C O L D D M S V  
 R K T L M O N X C



spring



### 3 Write and say.



- 1 Do they like orange juice?
- 2 Do they like climbing?
- 3 Do they like swimming?
- 4 Do they like reading?
- 5 Do they like taking photos?

Yes, they do.  
\_\_\_\_\_  
\_\_\_\_\_  
\_\_\_\_\_  
\_\_\_\_\_

### 4 Listen and circle. TR: 10.2

- 1 I like / don't like winter.
- 2 I like / don't like summer.
- 3 I like / don't like spring.
- 4 I like / don't like autumn.

### 5 Write about yourself.

- 1 Do you like ice cream?
- 2 Do you like tomatoes?
- 3 Do you like rivers?
- 4 Do you like apples?
- 5 Do you like rainy days?
- 6 Do you like cold weather?

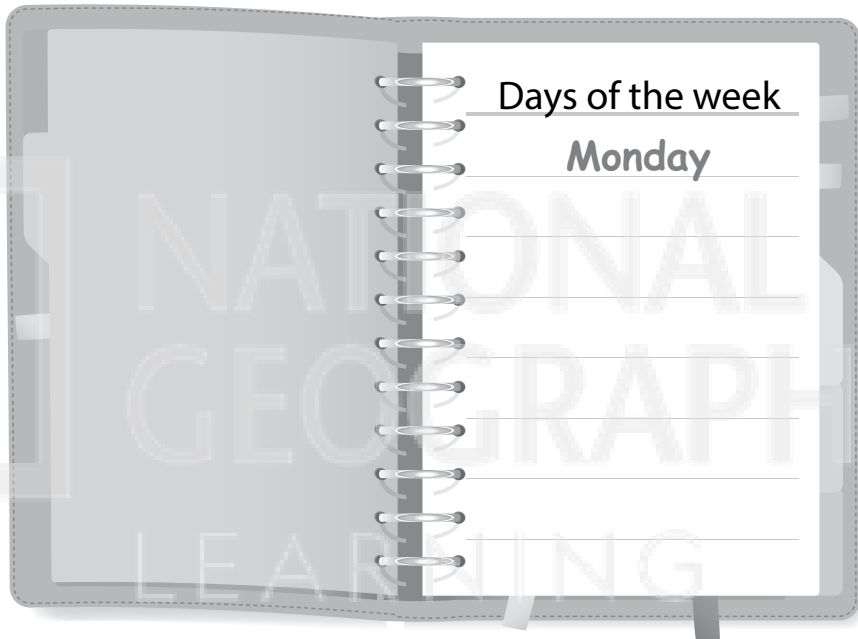
\_\_\_\_\_  
\_\_\_\_\_  
\_\_\_\_\_  
\_\_\_\_\_  
\_\_\_\_\_

# 11 My Day

## Lesson 1

1 Put the days of the week in order.

Friday Monday Saturday Sunday Thursday Tuesday Wednesday



2 Look and write.

MONDAY	TUESDAY	WEDNESDAY	THURSDAY	FRIDAY	SATURDAY	SUNDAY
						

- 1 I take photos of flowers on Saturdays.
- 2 I go to the theatre on \_\_\_\_\_.
- 3 I go swimming on \_\_\_\_\_.
- 4 I colour pictures on \_\_\_\_\_.
- 5 I eat apples on \_\_\_\_\_.
- 6 I play the piano on \_\_\_\_\_.
- 7 I play football on \_\_\_\_\_.

### 3 Write and say.



1 Mondays

What do you do  
on Mondays?

I go to school  
on Mondays.



2 Tuesdays

\_\_\_\_\_

\_\_\_\_\_

\_\_\_\_\_




3 Wednesdays

\_\_\_\_\_

\_\_\_\_\_

\_\_\_\_\_




4 Thursdays

\_\_\_\_\_

\_\_\_\_\_

\_\_\_\_\_



5 Fridays

\_\_\_\_\_

\_\_\_\_\_

\_\_\_\_\_



6 Saturdays

\_\_\_\_\_

\_\_\_\_\_

\_\_\_\_\_



7 Sundays

\_\_\_\_\_

\_\_\_\_\_

\_\_\_\_\_

### 4 Write and say.

Su n d ay is OK.  
 \_ o \_ d \_ y is OK.  
 \_ u \_ s \_ a \_ is good,  
 I say!



But Friday is great,  
 And Saturday is fantastic.  
 They're the best days,  
 I say!

W \_ d \_ e \_ d \_ y is OK.  
 \_ h \_ r \_ d \_ y is OK.  
 All the days are good,  
 I say.



F \_ i \_ a \_ and Saturday.  
 Friday and \_ a \_ u \_ d \_ y.  
 I love Friday and Saturday!

# Lesson 2

## 1 Look and write.



get up



hv be ka t



a e u c




a e i n r



o o e

## 2 Order and number.



1



### 3 Say.



1 go to the library/  
my brother.

I go to the  
library with  
my brother.



2 go to school/  
my friends.



3 have breakfast/  
my family.



4 go to the market/  
my mother.



5 play the piano/  
my sister.

### 4 Listen and circle. TR: 11.1

1 I have lunch with my **friend** / **brother** at school.

2 I play in the garden with my **sister** / **friend**.

3 I go to school with my **sister** / **brother**.

4 I have breakfast with my **family** / **friend**.

5 I play the guitar with my **friend** / **brother**.

### 5 Write and say.

breakfast

~~Get up~~

Go to bed

Who

Get up! Get up!

Sleepy head!

Get up! Get up !

What do you do?

You jump out of bed!

Eat your breakfast.

Eat it all!

Eat your \_\_\_\_\_ .

Where do you go?

You go to school!

Run home! Run home!

Let's play a game.

Run home! Run home!

\_\_\_\_\_ do you play with?

You play with friends!

Go to bed.

\_\_\_\_\_ .

Sleepy head.

What do you do?

You jump into bed!

Good night!





# Lesson 3

## 1 Look and circle.



a bus / a motorbike



a train / a bike



a motorbike / a bike



a car / a motorbike

## 2 Read and write.







1 I don't go to school by bus. I go to school by train.

2 I go to the library by bus. I don't go to the library by  
motorbike.

3 I don't go to the theatre by train. I go to the theatre by  
motorbike.

4 I go to the park by bike. I don't go to the park by bus.

**3 Listen and tick.**  TR: 11.2

<b>1</b>			<b>2</b>			<b>3</b>		
	<input type="checkbox"/> a	<input checked="" type="checkbox"/> b		<input type="checkbox"/> a	<input type="checkbox"/> b		<input type="checkbox"/> a	<input type="checkbox"/> b

**4 Look and write.**



School  
 How do you go to school?  
 By bus.



Library



Park



Market

**5 Write about yourself.**

- 1 What do you do on Mondays?  
\_\_\_\_\_
- 2 Who do you have breakfast with?  
\_\_\_\_\_
- 3 How do you go to school?  
\_\_\_\_\_

### 1 Write.

autumn train Friday Monday river rock winter  
Saturday spring summer water Wednesday

Days

Monday

---

---

---

---

Seasons

---

---

---

---

Things

---

---

---

---

### 2 Look and write.

1



Who do you watch TV with?

I watch TV with my sister.

---

---

2



Who do you swim in the pool with?

---

---

3



What do you do on Sundays?

---

---

4



How do you go to school?

---

---

### 3 Listen and match. TR: 11.3

- 1 Mondays
- 2 Tuesdays
- 3 Wednesdays
- 4 Thursdays
- 5 Fridays

- a play the piano
- b speak English
- c go to the park
- d paint in art lessons
- e play the drums

### 4 Look and write.

1



you / play football? \_\_\_\_\_

Do you play football? \_\_\_\_\_

Yes, I do. \_\_\_\_\_

2



they / play the guitar? \_\_\_\_\_

3



you / go to school? \_\_\_\_\_

4



you / have dinner with? \_\_\_\_\_

5



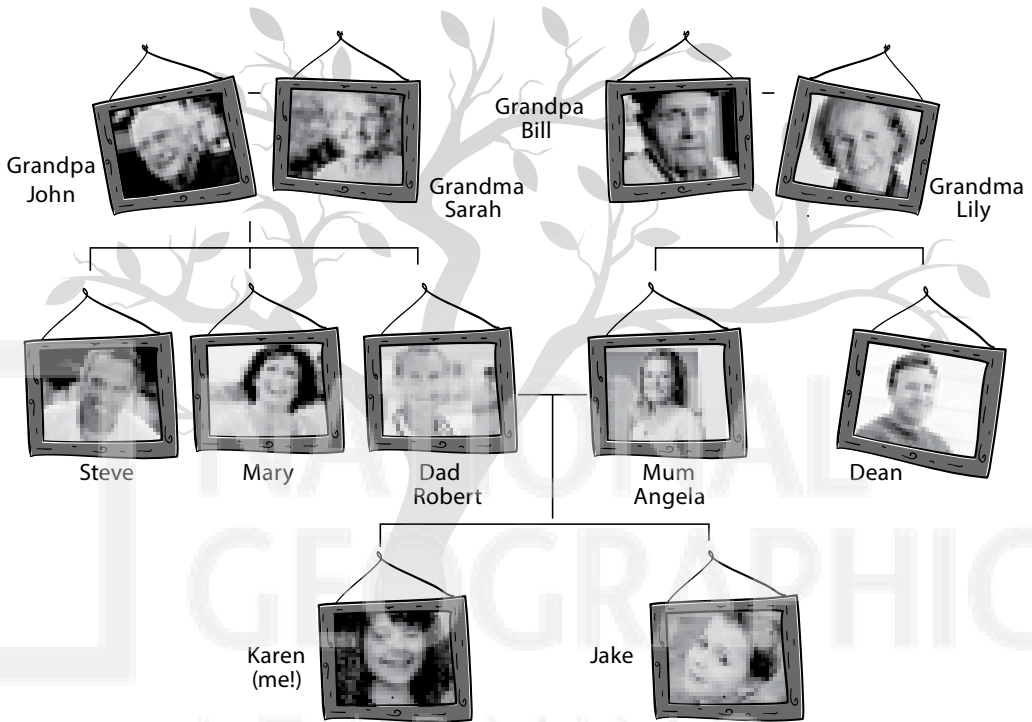
you / have breakfast with? \_\_\_\_\_

### 5 Write about yourself.

- 1 What do you do on Thursdays? \_\_\_\_\_
- 2 Do you like winter? \_\_\_\_\_
- 3 Who do you have lunch with? \_\_\_\_\_

# My Family

## 1 Look at the family tree. Read the names.



## 2 Read what Karen says about her family.

Hi! My name's Karen. I'm nine years old. Look! It's my family tree. My family is from Manchester in England. Manchester is cool! My brother is Jake. He's seven years old. My mum is Angela. My dad is Robert. My uncles are Steve and Dean. My aunt is Mary. My grandpas are John and Bill and my grandmas are Sarah and Lily. They're old.

## 3 Draw your family tree on a big piece of paper. Draw pictures of everyone, or stick photographs next to their names.


## 4 Write about your family.

## 5 Bring your family tree to school. Tell your friends about your family.

# My School

## 1 Count and write.

1




four pens

3




5




2



4



6



## 2 Draw a picture of a classroom on a big piece of paper. Put different numbers of these objects in your picture.

desk

pen

book

chair

pencil

rubber

board

ruler

## 3 Bring your picture to school. Work in pairs. Count the items in your partner's picture.

One teacher! Six desks!



# Animals

## 1 Write.

1



That is a monkey.

3



\_\_\_\_\_ is an elephant.

5



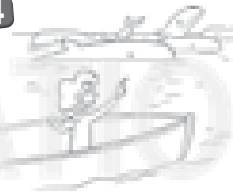
\_\_\_\_\_ are turtles.

2



\_\_\_\_\_ are birds.

4



\_\_\_\_\_ are whales.

6



\_\_\_\_\_ is a lion.

## 2 Make an animal zig-zag book.

1




Cut a piece of A4 paper in half.

3



Stick the sections together.

5



Write 'Animals' on the front.

2



Fold the two pieces into four sections.

4



Fold the strip to make a zig-zag.

6




In each section, draw a different animal. Write its name.

## 3 Show your zig-zag book to your friends.

# My House

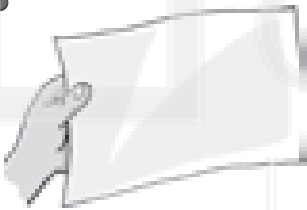
## 1 Look and tick (✓) or cross (x).

- 1 Grandma is in the kitchen.
- 2 My sister is in the bedroom.
- 3 There is a bird in the garden.
- 4 Grandpa is in the living room.
- 5 Dad is in the bedroom.
- 6 Mum is in the living room.



## 2 Make a booklet about your house.

1



Use a piece of A4 paper.

3




Write 'My House' on the front.

2



Fold the paper in half.

4



Draw a different room on each page.  
Write a sentence about each room.

## 3 Show your booklet to your friends.

This is my bedroom. There is a bed and a teddy bear.



# My Clothes

## 1 Write.

~~clothes~~ dress shoes skirt socks trousers T-shirt

1



clothes

2



3



4



5



6



7



## 2 Put the words in the box from Activity 1 into the correct columns.

Clothes for girls	Clothes for boys	Clothes for girls and boys
		clothes

## 3 Draw a picture of yourself in your favourite clothes. Write about them.

These are my red shoes. I've got a blue T-shirt.

# My Hobby

## 1 Write. Ask and answer questions about yourself.




Can you sing \_\_\_\_\_?

Yes I can \_\_\_\_\_.




Can you \_\_\_\_\_?

\_\_\_\_\_.



Can you \_\_\_\_\_?

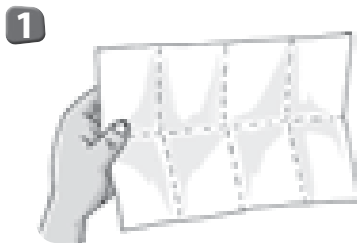
\_\_\_\_\_.



Can you \_\_\_\_\_?

\_\_\_\_\_.

## 2 Draw and write four things you *can* do and four things you *can't* do.



1 Fold a piece of A4 paper into eight equal parts.



3 Draw and write what you can and can't do on each piece of paper.



2 Cut the paper into eight equal parts.

# My Favourite Sport

## 1 Look at these activities.

play football    play tennis    play basketball    swim  
play baseball    play hockey    play the piano

## 2 Write a sentence under each picture.

1



He's playing  
baseball.

3



\_\_\_\_\_

\_\_\_\_\_

2



\_\_\_\_\_

\_\_\_\_\_

4



\_\_\_\_\_

\_\_\_\_\_

## 3 Work in pairs. Choose four different activities from Activity 1. Practise how to mime them.

## 4 Work with another pair. Do your mimes. Ask and answer questions.

Are you playing tennis?

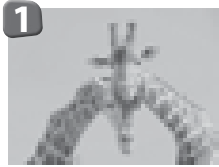
Yes, we are. / No, we aren't.

## 5 Change pairs and do the activity again.


# My Town

## 1 Write.

zoo library toy shop museum




Let's go to the zoo!



## 2 Cut and write.



Fold a piece of A4 paper into eight equal parts.



Copy the words in the box below onto each piece of paper.



Cut the paper into eight equal parts.

park zoo toy shop  
library take photos  
play football look at paintings  
see elephants

## 3 Read and say.


Work in pairs. Each keeps the words in two piles. Turn them over. Take turns to take one piece of paper from each pile. Make funny sentences.

Let's see elephants in the library!

# My Favourite Food

## 1 Read, draw and colour.

1




There are two bananas next to the apple.

2




There is some chicken on the rice. There is some cheese in front of the bread.

3



There is some chocolate behind the biscuits. There are some strawberries on the ice cream.

4



There are some mangoes on the tree. There are some sweets under the table.

## 2 Draw.

On a big piece of paper, draw and colour the food in your kitchen at home.

## 3 Bring your drawing to school. Talk about your picture.

We've got some milk. The milk is in the fridge.

**1** Write the names of the four seasons.

1



spring

3



2



4



**2** Choose a season. Draw and colour a picture of it. Draw an activity you are doing.

**3** Work in pairs. Show your picture to your partner. Ask and answer questions.

What season is it?

It's ...

What do you do in spring?

I ...

# My Day

## 1 Write the days of the week in order.

Saturday Friday Monday Thursday Tuesday Sunday Wednesday

- |         |                 |
|---------|-----------------|
| 1 _____ | 5 _____         |
| 2 _____ | 6 _____         |
| 3 _____ | 7 <u>Sunday</u> |
| 4 _____ |                 |

## 2 Write about what your friends and family do on different days.

- My brother plays football on Sundays.
- \_\_\_\_\_ on Friday evenings.
- \_\_\_\_\_ every day at seven o'clock.
- \_\_\_\_\_ at the weekend.
- \_\_\_\_\_ on Monday mornings.

## 3 Write a diary. Write what you do each day.



## 4 Work in pairs. Ask and answer questions about your diary.


What do you do on Friday?

I play football in the park.

National Geographic Learning,  
a Cengage Company

### Tiếng Anh 3 *Wonderful World* - Workbook

Tiếng Anh 3 Wonderful World - Workbook  
được biên tập từ quyển sách Wonderful World 1  
Workbook (2nd Edition) thuộc bản quyền  
của NXB National Geographic Learning, một  
phần của NXB Cengage.



Publishing copyright belongs to University of  
Education Publisher. Any forms of full or  
partial reproduction or distribution without  
prior written permission of University of  
Education Publisher are against the law.

We always look forward to receiving your  
comments to make the book better. Any  
suggestions on books, contacts about  
manuscripts and copyright services, please  
send to our email address: [nxb@hnue.edu.vn](mailto:nxb@hnue.edu.vn)

© 2023 Cengage Learning Vietnam Company Limited

This edition is reprinted from selected pages from Wonderful World  
1, second edition, by license from Cengage Learning, Inc., for sale in  
Vietnam only.

Cengage Learning is the owner of the copyright in this publication  
and all the artwork, designs, stories, articles, reports, commentaries,  
interviews, photographs and other works used in or prepared in relation  
to this publication.

Binh Minh Technology Joint Stock Company and University of  
Education Publisher are authorized by Cengage Learning Vietnam  
Company Limited to publish, print, distribute, and sell exclusively this  
customized reprint edition in Vietnam.

ALL RIGHTS RESERVED. No part of this work covered by the copyright  
herein may be reproduced or distributed in any form or by any means,  
without the prior written permission of the copyright owner.

“National Geographic”, “National Geographic Society” and the Yellow  
Border Design are registered trademarks of the National Geographic  
Society ® Marcas Registradas

For permission to use material from this text or product, submit all  
requests online at [cengage.com/permissions](https://cengage.com/permissions)

Further permissions questions can be emailed to  
[permissionrequest@cengage.com](mailto:permissionrequest@cengage.com)

ISBN: 978-604-373-410-2

#### University of Education Publisher

6th floor, Building No. 128, Xuan Thuy street  
Dich Vong Hau Ward, Cau Giay District  
Ha Noi City, Viet Nam

#### Cengage Learning Vietnam Company Limited

Suite 1111, 11th Floor, Zen Plaza Building  
54-56 Nguyen Trai Street, District 1  
Ho Chi Minh City, Vietnam

#### National Geographic Learning

Cheriton House, North Way,  
Andover, Hampshire,  
SP10 5BE, United Kingdom

Locate your local office at [international.cengage.com/region](https://international.cengage.com/region)

Visit National Geographic Learning online at [ELTNGL.com](https://ELTNGL.com)  
Visit our Asia website at [www.cengageasia.com](https://www.cengageasia.com)



## Illustration Credits

Scott Burroughs/Deborah Wolfe LTD (spot); Kat Uno/Astound (mascots). Freepik.com. Shutterstock.com

## Photography Credits

6 (1): JackF/istockphoto.com, 6 (2): Monkey Business Images/Shutterstock.com, 6 (3): fizkes/Shutterstock.com, 16 (1): Michael Hevesy/Gettyimages.com, 16 (2): Elina Fairytale/Pexels.com, 17 (E1): BearFotos/ Shutterstock.com, 17 (1): Monkey Business Images/ Shutterstock.com, 17 (2): Andrew S. Clark/ Alamy Stock Photo, 17 (3): Light and Vision/ Shutterstock.com, 17 (4): Asia Images Group/ Shutterstock.com, 17 (5): monkeybusinessimages/ istockphoto.com, 18 (m): BearFotos/Shutterstock.com, 19 (b): Pressmaster/ Shutterstock.com, 20 (b): Erickson Stock/offset.com, 22 (b): ESB Professional/ Shutterstock.com, 23 (1): archideaphoto/ Shutterstock.com, 23 (2): taa22/ Shutterstock.com, 23 (3): ESB Professional/ Shutterstock.com, 23 (4): all\_about\_people/ Shutterstock.com, 23 (5): Jose Luis Pelaez Inc/ gettyimages, 24 (1): GagliardiPhotography/ Shutterstock.com, 24 (2): DragonImages/ istockphoto.com, 25 (1): Sergey Novikov/ Shutterstock.com, 25 (2): cottonbro/ pexels.com, 25 (3): Skitterphoto/ pexels.com, 28 (2): NEOSiAM 2021/ pexels.com, 28 (3): Just dance/ Shutterstock.com, 28 (4): alexkich/ Shutterstock.com, 29 (1) RoleArt/ Shutterstock.com, 29 (2) Steve Heap/ Shutterstock.com, 29 (3) Kasefoto/ Shutterstock.com, 29 (4) tanuha2001/ Shutterstock.com, 29 (5) JIANG HONGYAN/ Shutterstock.com, 31 (1) Talvi/ Shutterstock.com, 31 (2) jaroslava V/ Shutterstock.com, 31 (3) Eric Isselee/ Shutterstock.com, 31 (4) lifeonwhite/ Freepik.com, 31 (5) Ozkan Ozmen/ Pixels.com, 31 (6) Maggy Meyer/ Shutterstock.com, 31 (8) Light and Vision/ Pixels.com, 31 (9) Quang Nguyen Vinh/ Pixels.com, 32 (b) Jake Lyell/ Shutterstock.com, 34 (1) Konrad Mostert/ Shutterstock.com, 34 (2) Rich Carey/ Shutterstock.com, 34 (3) VisionDive/ Shutterstock.com, 34 (4) Viktor Gladkov/ Shutterstock.com, 37 (1) Artazum/ Shutterstock.com, 37 (2) Rodenberg Photography/ Shutterstock.com, 37 (3) Andreas von Einsiedel/ Shutterstock.com, 37 (4) mashe/ Shutterstock.com, 39 (1) cobalt88/ Shutterstock.com, 39 (2) Freedom Life/ Shutterstock.com, 39 (3) Roman Yastrebinsky/ Shutterstock.com, 39 (5) dny3d/ Shutterstock.com, 39 (6) MicrostockStudio/ Shutterstock.com, 39 (bkgd) L\_Interiors/ Shutterstock.com, 41 (2) Bogdan Florea/ Shutterstock.com, 41 (3) 3445128471/ Shutterstock.com, 41 (4) Tatik22/ Shutterstock.com, 41 (5) silvano audisio/ Shutterstock.com, 41 (6) J. Helgason/ Shutterstock.com, 43 (1) Roman Sigaev/ Shutterstock.com, 43 (2) kedrow/ Shutterstock.com, 43 (3) aperture sound/ Shutterstock.com, 43 (4) Ta\_Ro/ Shutterstock.com, 43 (5) andrej\_sv/ Shutterstock.com, 45 (1) gogoiso/ Shutterstock.com, 45 (2) Lepas/ Shutterstock.com, 45 (3) wetc1/ Shutterstock.com, 45 (4) Irina Rogova/ Shutterstock.com, 45 (5) Andrey Armyagov/ Shutterstock.com, 45 (10) Lifestyle Travel Photo/ Shutterstock.com, 47 (bkgd) Africa Studio/ Shutterstock.com, 48 (1) Andrey Pavlov/ Shutterstock.com, 48 (2) Pakhnyushchy/ Shutterstock.com, 48 (3) Phatharanol Nopharat/ Shutterstock.com, 48 (4) enens/ Shutterstock.com, 48 (5) Fedorov Ivan Sergeevich/ Shutterstock.com, 48 (7) Den Rozhnovsky/ Shutterstock.com, 48 (9) girirajsinh13/ Shutterstock.com, 51 (2): Rawpixel.com/Shutterstock.com, 51 (3): Pressmaster/ Shutterstock.com, 51 (4): Andrey\_Kuzmin/Shutterstock.com, 51 (5): Khakimullin Aleksandr/ Shutterstock.com, 51 (6): MaszaS/ Shutterstock.com, 51 (7): Sheldunov Andrew/Shutterstock.com, 51 (8): Rawpixel.com/Shutterstock.com, 51 (9): wavebreakmedia/ Shutterstock.com, 52 (b): DMHai/Shutterstock.com, 53 (1): Dean Drobot/Shutterstock.com, 53 (2): Luis Molinero/Shutterstock.com, 53 (3): Africa Studio/Shutterstock.com, 53 (5): SDI Productions/ istockphoto.com, 54 (1): Martel/Shutterstock.com, 54 (2): Lightspring/ Shutterstock.com, 54 (3): wolfelarry/stock.adobe.com, 54 (4): Andrey\_Popov/Shutterstock.com, 59 (1): Monkey Business Images/ Shutterstock.com, 59 (2): Eugene Onischenko/ Shutterstock.com, 59 (3): Brocreative/Shutterstock.com, 59 (4): Gino Santa Maria/ Shutterstock.com, 59 (5): Anton\_Ivanov/Shutterstock.com, 61 (4): Monkey Business Images/Shutterstock.com, 61 (5): Gelpi/ Shutterstock.com, 61 (6): Jacek Chabraszewski/ Shutterstock.com, 61 (7): wavebreakmedia/Freepik.com, 61 (8): Gelpi/Shutterstock.com, 61 (9): Jj pixs/Shutterstock.com, 61 (10): Arvind Balaraman/Shutterstock.com, 63 (1): brgfx/Freepik.com, 63 (2): White Space Illustrations/Shutterstock.com, 63 (3): White Space Illustrations/Shutterstock.com, 63 (4): White Space Illustrations/Shutterstock.com, 63 (5): BlueRingMedia/Shutterstock.com, 63 (6): White Space Illustrations/Shutterstock.com, 63 (7): GraphicsRF.com/Shutterstock.com, 63 (8): BlueRingMedia/Shutterstock.com, 65 (1): Kapi Ng/Shutterstock.com, 65 (2): Vereshchagin Dmitry/Shutterstock.com, 65 (3): andyross/istockphoto.com, 67 (1): PongMoj/ Shutterstock.com, 67 (2): Seksan44/Shutterstock.com, 67 (3): cookie\_studio/ Shutterstock.com, 67 (4): FamVeld/Shutterstock.com, 67 (5): Sorbis/Shutterstock.com, 68 (1): wavebreakmedia/Shutterstock.com, 68 (2): Fotokostic/Shutterstock.com, 68 (3): blickwinkel/Koenig/Alamy.com, 68 (5): Stefan Nyman/Shutterstock.com, 69 (1): gpointstudio/ Shutterstock.com, 69 (2): MyraMyra/ Shutterstock.com, 69 (3): Robert Kneschke/Shutterstock.com, 69 (4): Andrey\_Popov/ Shutterstock.com, 69 (5): maxim ibragimov/ Shutterstock.com, 69 (6): Jose Luis Pelaez Inc/Gettyimages.com, 70 (2): Vereshchagin Dmitry/Shutterstock.com, 70 (3): FamVeld/ Shutterstock.com, 71 (1): Kate Cuzko/ Shutterstock.com, 71 (2) Tim UR/ Shutterstock.com, 71 (3) Tim UR/ Shutterstock.com, 73 (1) David Tadevosian/ Shutterstock.com, 73 (2) azure1/ Shutterstock.com, 73 (4) Andrey\_Kuzmin / Shutterstock.com, 73 (5) andersphoto/ Shutterstock.com, 73 (7) David Tadevosian/ Shutterstock.com, 73 (8) azure1/ Shutterstock.com, 73 (9) andersphoto/ Shutterstock.com, 73 (11) Andrey\_Kuzmin / Shutterstock.com, 73 (12) andersphoto/ Shutterstock.com, 73 (13) azure1/ Shutterstock.com, 73 (14) David Tadevosian/ Shutterstock.com, 74 (1) Lifestyle Travel Photo / Shutterstock.com, 75 (1) wirestock/Freepik.com, 75 (2) ozmen/ Stock.com, 75 (4) freepik/ Freepik.com, 79 (1) gustavofraza/ Shutterstock.com, 79 (3) majeczka / Shutterstock.com, 79 (4) Aleksandr Pobedimskiy / Shutterstock.com, 79 (5) Serg64 / Shutterstock.com, 81 (1) Andrey Arkusha/ Shutterstock.com, 81 (2) EvgeniiAnd/ Shutterstock.com, 81 (3) Alena Ozerova/ Shutterstock.com, 81 (5) Yulianto Poitier/ Pexels, 81 (6) Bas Meelker/ Shutterstock.com, 82 (2) Bas Meelker/ Shutterstock.com, 82 (3) Bas Meelker/ Shutterstock.com, 82 (4) Yulianto Poitier/ Pexels, 82 (5) Alena Ozerova/ Shutterstock.com, 82 (7) Alena Ozerova/ Shutterstock.com, 82 (9) Andrey Arkusha/ Shutterstock.com, 82 (10) Andrey Arkusha/ Shutterstock.com, 83 (1) Alena Ozerova/ Shutterstock.com, 83 (2) Big Pearl/ Shutterstock.com, 83 (3) Jimmy Tran/ Shutterstock.com, 83(4) Bas Meelker/ Shutterstock.com, 85 (1) Volodymyr Vechirni/ Stock.com, 85 (3) craetive / Stock.com, 85 (4) Pixabay/ Pexel.com, 85 (5) Dragon Images/ Shutterstock.com, 85 (6) Teresa Kasprzycka/ Shutterstock.com, 87 (1) Olesia Bilkei/ Shutterstock.com, 87(2) foodstck/ Shutterstock.com , 87 (3) CKP1001/ Shutterstock.com , 87 (4) MSPhotographic/ Shutterstock.com, 88(1) Tirachard Kumtanom/ Shutterstock.com , 88 (2) Pressmaster/ Shutterstock.com , 88 (5) chomplearn/ Shutterstock.com, 90 (11) Volodymyr TVERDOKHLIB / Shutterstock.com, 90 (12) kryzhow/ Shutterstock.com, 91 (1) Monkey Business Images / Shutterstock.com, 91 (2) MaszaS/ Shutterstock.com , 91 (3) Jeff Thrower/ Shutterstock.com, 91 (4) kryzhow/ Shutterstock.com, 92 (1) Kampus Production/ Pexels.com, 92 (2) Marta Wave/ Pexels.com, 92 (3) Mary Taylor/ Pexels.com, 98 (1) Vaclav Hroch/Shutterstock.com, 98 (2) wavebreak-media/ Shutterstock.com, 98 (3) Jacek Chabraszewski/ Shutterstock.com, 99 (1) tammykayphoto/Shutterstock.com, 99 (2) Geo Martinez/Shutterstock.com, 99 (4) Rob Marmion /Shutterstock.com, 100 (1) Martin Novak/Shutterstock.com, 100 (2) Pressmaster/ Shutterstock.com, 100 (3) FamVeld /Shutterstock.com, 100 (4) Kapi Ng/Shutterstock.com

**NHÀ XUẤT BẢN ĐẠI HỌC SƯ PHẠM UNIVERSITY OF EDUCATION PUBLISHER**

**Địa chỉ:** Tầng 6, Toà nhà số 128, đường Xuân Thuỷ, quận Cầu Giấy, TP. Hà Nội **Address:** 6<sup>th</sup> Floor, Building No. 128, Xuan Thuy street, Cau Giay District, Ha Noi City

**Điện thoại:** 024.37547735 **Điện thoại:** 024.37547735

**Email:** uep@hnue.edu.vn

**Website:** www.nxbdhsp.edu.vn

**Chịu trách nhiệm xuất bản: Responsible for publishing:**

Giám đốc - Tổng biên tập: NGUYỄN BÁ CUÔNG Director - Editor in chief: NGUYEN BA CUONG

**Biên tập viên: Editors:**

NGUYỄN THUY LINH - NGUYỄN THỊ NHÀN NGUYEN THUY LINH - NGUYEN THI NHAN

**Biên tập viên tái bản: Editor for Reissue:**

LƯƠNG MINH HẰNG LUONG MINH HANG

**Thiết kế, chế bản và trình bày bìa: Cover and Book Design:**

NGUYỄN TUẤN MỸ - TRẦN THANH TẤN LONG NGUYEN TUAN MY - TRAN THANH TAN LONG  
NGUYỄN THỊ HỒNG OANH - NGUYỄN XUÂN HOÀNG NGUYEN THI HONG OANH - NGUYEN XUAN HOANG

**Chịu trách nhiệm bản quyền nội dung và hình ảnh: Responsible for content and pictures copyright:**

NATIONAL GEOGRAPHIC LEARNING NATIONAL GEOGRAPHIC LEARNING

**TIẾNG ANH 3  
WONDERFUL WORLD  
Workbook**

(Tái bản lần thứ nhất)

**ISBN: 978-604-373-410-2**

In 58,500 cuốn, khổ 19X26.5 cm, Printed 58,500 copies, size 19X26.5 cm,

tại Công ty Cổ phần thương mại in Nhật Nam at Nhat Nam printing trading Joint stock company

Địa chỉ: 007 Lô 1, KCN Tân Bình, phường Tây Thạnh, quận Tân Phú Address: 007 Lot 1, Tan Binh IZ, Tay Thanh Ward, Tan Phu District  
Tp. Hồ Chí Minh Ho Chi Minh City

Số xác nhận đăng ký xuất bản: 4-2003/CXBIPH/101-170/ĐHSP Publishing registration No: 4-2003/CXBIPH/101-170/ĐHSP

Quyết định xuất bản số: 601/QĐ-NXBĐHSP ngày 26/04/2023 Decision of Publishing No: 601/QĐ-NXBĐHSP date 26/04/2023

In xong và nộp lưu chiểu Quý II năm 2023. Printed and released in the 2<sup>nd</sup> quarter of 2023.





**BINHMINH GROUP**  
CHẤT LƯỢNG VÀ SỰ TẬN TÂM

binhminh.com.vn  
wonderfulworld.vn

# TIẾNG ANH

## Wonderful

# WORLD

# 3

*Sách tiếng Anh 3 - Wonderful World* dành cho lớp 3 là một cuốn sách thú vị lấy cảm hứng từ thiên nhiên với triết lý “*đem thế giới vào lớp học và đưa lớp học ra ngoài cuộc sống*”, trong đó học sinh không chỉ được phát triển các kĩ năng tiếng Anh cần có để trở thành công dân toàn cầu thành công mà còn được khám phá những kì quan trên thế giới. Các video đẹp ngoạn mục từ kênh truyền hình nổi tiếng thế giới về thiên nhiên National Geographic cùng các bức ảnh được chụp tại các địa điểm thực tế, với hiệu ứng thị giác mạnh mẽ, sẽ đưa học sinh du ngoạn tới các miền đất trên thế giới và học hỏi về các quốc gia, các nền văn hoá, con người cùng phong tục tập quán ở đó.

Được thiết kế để tối ưu hoá phương pháp giảng dạy hướng đến giao tiếp và tương tác, cuốn sách chứa đựng những kiến thức hấp dẫn khơi dậy trí tò mò của học sinh, và các hoạt động học tập cá nhân hoá giúp học sinh phát triển kĩ năng nghe nói và phản xạ nói.

Bên cạnh đó, nguồn học liệu trực tuyến sẽ hỗ trợ tốt nhất cho giáo viên, giúp giáo viên dễ dàng đưa thế giới vào lớp học và lớp học cũng trở nên gần gũi hơn với cuộc sống.

### Điều tạo nên sự khác biệt của cuốn sách:

- Ngữ liệu phong phú, có khả năng đáp ứng các trình độ học sinh khác nhau, bám sát nội dung quy định trong khung chương trình của Bộ GD&ĐT
- Phần tranh mở đầu bài học cuốn hút và định hướng học sinh tới chủ điểm của bài học.
- Trong mỗi bài học, các kiến thức từ vựng và ngữ pháp sẽ được giới thiệu qua tình huống giao tiếp được đặt trong ngữ cảnh cụ thể, giúp học sinh thực hành và vận dụng hiệu quả các kiến thức mới.
- *Let's talk* - hoạt động nói trong ngữ cảnh, giúp học sinh rèn luyện các kiến thức mới học, đồng thời phát triển kĩ năng nghe-nói thông qua hình thức hội thoại.
- *Listen and chant* - hoạt động hỗ trợ phát âm và nhận dạng âm thanh.
- *Listen and sing* - hoạt động ôn tập với bài hát có giai điệu vui nhộn và lời dễ nhớ.
- *Fun time and project* - hoạt động giúp học sinh ôn lại kiến thức bài học thông qua trò chơi, bài tập dự án nhỏ gắn với cuộc sống của các em.
- *Video* - Các bài học sử dụng nội dung các video thực của National Geographic giới thiệu cho học sinh cuộc sống, con người và thiên nhiên của các nước trên thế giới.

### Tiếng Anh 3 **WONDERFUL WORLD** bao gồm:

#### Dành cho học sinh:

- Sách học sinh
- Sách bài tập
- Bộ tài liệu điện tử, phần mềm tương tác

#### Dành cho giáo viên:

- Sách giáo viên
- Thẻ từ vựng
- Bộ tài liệu điện tử, phần mềm tương tác

wonderfulworld.vn

ISBN: 978-604-373-410-2



Giá: 67.000đ

**NATIONAL  
GEOGRAPHIC**  
LEARNING

Bringing the world to the classroom  
and the classroom to life

ELTNGL.com

A PART OF CENGAGE