

NGUYỄN THU LỆ HẰNG (Chủ biên)
NGUYỄN MAI PHƯƠNG - PHẠM THANH THUY - TRẦN HOÀNG ANH

TIẾNG ANH

Wonderful WORLD 4

SÁCH HỌC SINH
TẬP 1



NHÀ XUẤT BẢN ĐẠI HỌC SƯ PHẠM



NATIONAL
GEOGRAPHIC
LEARNING

Sách giáo khoa được thẩm định bởi Hội đồng quốc gia thẩm định sách giáo khoa lớp 4
(kèm theo Quyết định số 1908/QĐ-BGDĐT ngày 11 tháng 7 năm 2022
của Bộ trưởng Bộ Giáo dục và Đào tạo)

WONDERFUL WORLD STUDENT RESOURCES (INCLUDING AUDIO)

- 1 Truy cập đường link dưới để đăng kí tài khoản:
<https://wonderfulworld.vn/code/>
- 2 Cào lớp phủ để lấy mã kích hoạt khi đăng kí tài khoản

ON THE COVER

A squirrel standing on a branch, United Kingdom
Photo by Shane Young

NGUYỄN THU LỆ HẰNG (Chủ biên)
NGUYỄN MAI PHƯƠNG - PHẠM THANH THỦY - TRẦN HOÀNG ANH

TIẾNG ANH

Wonderful WORLD

4

SÁCH HỌC SINH
TẬP 1



NHÀ XUẤT BẢN ĐẠI HỌC SƯ PHẠM




Scope and Sequence

Unit	Vocabulary	Grammar	Pronunciation
Unit 1 My Family And Friends p 05	<ul style="list-style-type: none"> father, mother, daughter, son, twins clever, cute, kind, polite cheerful, friendly, hard-working, pleasant 	<ul style="list-style-type: none"> Who is he? - He's my father. My friend is cute and clever. What is your sister like? - She's hard-working and pleasant. 	/ð/ <i>father</i> /ʌ/ <i>son</i>
Unit 2 My Home p 15	<ul style="list-style-type: none"> bowl, dining room, plate, spoon, table fridge, rug, sink, sofa bookshelf, floor, toy box, messy, tidy 	<ul style="list-style-type: none"> Whose table is this? - It's their table. Where is the rug? - It's in front of the sofa. How messy is his room? - It's very messy. 	/ʊ/ <i>bookshelf</i> /r/ <i>rug</i> /n/ <i>dining room</i>
Review 1 (Units 1 – 2) p 25 – p 28			
Unit 3 On The Farm p 29	<ul style="list-style-type: none"> chicken, cow, goat, horse, sheep hands, fur, legs, tail, wings animals, field, fruit, plants 	<ul style="list-style-type: none"> We've got some chickens. The horses haven't got wings. Have you got animals on the farm? - Yes, we have. 	/æ/ <i>hand</i> /h/ <i>horse</i>
Unit 4 Food And Drinks p 39	<ul style="list-style-type: none"> an egg, an orange, a sandwich, spaghetti, vegetables a cookie, a cupcake, pizza, a piece of pizza Numbers: 21 – 29 bubble tea, soft drink, lemonade, nuts, yoghurt 	<ul style="list-style-type: none"> Would you like a sandwich? - Yes, please. How many pieces of pizza have you got? - I've got twenty-one pieces of pizza. What's your favourite food? - My favourite food is yoghurt. 	/l/ <i>lemonade</i> /p/ <i>pizza</i> /tʃ/ <i>sandwich</i>
Review 2 (Units 3 – 4) p 49 – p 52			
Unit 5 Leisure Time p 53	<ul style="list-style-type: none"> cloudy, snowy, stormy, windy jump rope, play hide-and-seek, play on the seesaw, ride a horse play board games, play video games, read a comic book, watch a film 	<ul style="list-style-type: none"> What's the weather like today? - It's windy. What is she doing? - She's jumping rope. Where are they playing video games? - In the living room. 	/dʒ/ <i>jump</i> /θ/ <i>think</i>
Unit 6 Outdoor Activities p 63	<ul style="list-style-type: none"> mountain, go fishing, ice-skate, play ice hockey, ski go camping, make a campfire, pitch a tent, walk the dog beach, forest, go hiking, have a picnic 	<ul style="list-style-type: none"> What can we do on the mountain? - We can ski on the mountain. We can go camping on the mountain, but we can't go swimming. We can have a picnic in the park today because it's warm. 	/g/ <i>go</i> /sk/ <i>ski</i>
Review 3 (Units 5 – 6) p 73 – p 76			
Word list	p 77 – p 79		

1

My Family And Friends



Look. Tick the family members
you see. 

grandma

brother

grandpa


cousin

A happy Indian family celebrating a festival


Lesson 1

1 Listen and point.

Repeat. TR: 1.1




father



mother



daughter



son



twins

2 Listen and read. Write. TR: 1.2

Tom: Look! This is my family.

We're going on a picnic in the park.

Jack: That's great! Who is he?

Tom: He's my father.

Jack: And who is she?


Tom: She's my mother.

Jack: Wow! She's young.




There are _____ people in the photo: a mother,
a _____, a son and a daughter.

3 Write. Point and say.



He is my father.


father



__o__



__ot__e__




d__gh__e__




__w__ns

4 Listen and repeat.  TR: 1.3




1 Who is he?
- He's my father.





2 Who is she?
- She's my mother.

5 Look. Ask and answer.




Who is she?
She's my daughter.




6 Let's talk.



Lesson 2

1 Listen and point.
Repeat.  TR: 1.4



clever



cute



kind



polite


2 Listen and read. Tick.   TR: 1.5



This is my new friend, Jimmy. We're both in class 4A1. Jimmy is cute and clever. And he is kind, too.

- 1 Jimmy is a new brother. friend.
- 2 Jimmy is kind. polite.

3 Look and say.



1 my sister / clever


This is my sister.
She's clever.



2 his father / polite




3 my grandma / kind



4 my friend / cute

4 Listen and repeat. 🎧 TR: 1.6



1 My friend is cute and clever.



2 Her twins are good and pretty.

5 Look and say.



1 His son / good / funny

His son is
good and funny.



2 Their twins / pretty / kind



3 My friends / cool / clever



4 Aunt Jane / young / polite

6 Listen and sing. 🎧 TR: 1.7

My brother is tall and nice.
Yes, he is! Yes, he is!
He isn't funny. He isn't funny.
He's tall and nice.

My sister is cute and clever.
Yes, she is! Yes, she is!
She isn't funny. She isn't funny.
She's cute and clever.




7 Listen and write the names. TR: 1.8

- 1 Amy a _____ is cute. d Amy 's got long hair.
- b _____ is clever. e _____ can play basketball.
- 2 Fred c _____ isn't tall. f _____ 's got big eyes.

8 Look and say.

My friend isn't ugly. She's pretty and tall.




1 My friend / ugly (✗) / pretty (✓) / tall (✓).



2 His father / funny (✗) / polite (✓) / clever (✓).



3 Her grandma / young (✗) / old (✓) / kind (✓).



4 His twin brother / short (✗) / tall (✓) / cute (✓).

9 Let's talk.

This is my friend, Alex.
He's nice and cute.



Lesson 3

1 Listen and point.
Repeat. 🎧 TR: 1.9



cheerful



friendly



hard-working



pleasant

2 Listen and match. 🎧 TR: 1.10



1 My twin brother is _____.

2 My sister is _____.

3 My father and mother are _____.

a cheerful and funny

b pleasant and kind

c friendly and hard-working

3 Let's play.

Slap the board. Talk about people.

My father is kind and cool.

cheerful

friendly

hard-working

pleasant

funny

cute

kind

polite

tall

old

young


cool

clever

pretty

short

4 Listen and repeat. 🎧 TR: 1.11




1 What is your sister like?
- She's hard-working and pleasant.



2 What is his twin brother like?
- He's clever and friendly.


5 Look. Ask and answer.




What is your cousin like?

She's hard-working and clever.


1 Your cousin /
hard-working / clever



2 Her brother /
short / cute



3 His friend /
cheerful / friendly



4 Her mother /
pleasant / kind

6 Draw. Ask and answer. 🖍️ 🖼️

Who is she?

What is your grandma like?



She's my grandma.

She's old and kind.

7 Listen and repeat. 🎧 TR: 1.12

father
son

He's my father.
I'm his son.




8 Listen and chant. 🎧 TR: 1.13

Father, father, father
He's my father. He's my father.
He's my father.

Son, son, son
I'm his son. I'm his son.
I'm his son.



9 Say it!




1 She's my mother.
She's nice.



2 This is my uncle.
He's tall and kind.



3 He's my father.
He is young and kind.



4 They're my brothers.
They're cute and clever.

FUN TIME & PROJECT


1 Unscramble the letters.



1 chulfeer
cheerful



2 peslanta



3 crevel



4 fredinly



5 hordwarkgni-



6 knid

2 Project: People around me

There are five people in
my family. This is my father.
He's friendly and kind.
That is my ...



2 My Home



Look at the photo. Tick what you see. 

a house

a desk

a garden

a chair


A holiday in a motorhome RV

Lesson 1


1 Listen and point.
Repeat.  TR: 2.1



bowl



dining room



plate



spoon



table

2 Listen and read. Tick.   TR: 2.2

Sophie says: "Your dining room is big. There are many bowls and plates on the table. Look! There's a spoon. Whose spoon is it?"

Alex says: "It's my spoon."

1 The dining room is small. Yes No

2 There are plates and bowls on the table. Yes No

3 Alex's got a spoon. Yes No


3 Look and say.



There are two plates in our dining room.



There's a dining room in my house.



4 Listen and repeat.  TR: 2.3




1 Whose table is it?
- It's their table.



2 Whose plates are they?
- They're our plates.

5 Look and say.

Whose bowl is it?




1 bowl / his

It's his bowl.



2 spoons / her



3 plates / our



4 garden / their

6 Let's talk.

Whose spoon is it?

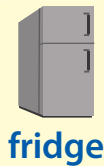


It's my spoon.



Lesson 2

1 Listen and point.
Repeat.  TR: 2.4



2 Listen and read. Tick.   TR: 2.5

Dad: This is our new house.

Jack: Great!

Dad: This is our living room.

Jack: Look! There's a big rug under the table.

Jack: And is that our kitchen?

Dad: Yes, it is.

Jack: Where is the fridge?

Dad: Over there. It's next to the sink.


Jack: Cool!

1 There is a chair table in the living room.

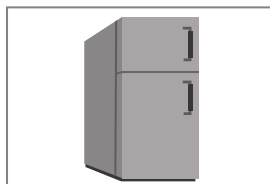
2 There is a fridge sofa in the kitchen.

3 Look and say.


There's a sofa in our living room.



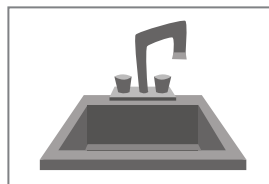
1 living room



2 kitchen



3 living room




4 kitchen


4 Listen and repeat. TR: 2.6




- 1 Where is the rug?
- It's in front of the sofa.



- 2 Where is the sofa?
- It's between two lamps.



- 3 Where is the fridge?
- It's next to the sink.




- 4 Where are the books?
- They're behind the sofa.

5 Look and say.

Where is the rug?


It's in front of the fridge.



- 1 The rug / in front of /
the fridge



- 2 The table / between /
two chairs



- 3 The bowl / next to /
the spoon

6 Listen and chant. TR: 2.7


This is our kitchen,
our lovely kitchen.

There's a fridge,
a big, big fridge.

There's a sink,
a small, small sink.

There are some rugs,
colourful, colourful rugs.

Come and see
our lovely kitchen!



7 Listen and tick T for True or F for False.   TR: 2.8

- | | T | F |
|--|--------------------------|-------------------------------------|
| 1 The fridge is next to the table. | <input type="checkbox"/> | <input checked="" type="checkbox"/> |
| 2 The sofa is in front of the TV. | <input type="checkbox"/> | <input type="checkbox"/> |
| 3 The bedroom is between the living room and the bathroom. | <input type="checkbox"/> | <input type="checkbox"/> |
| 4 The plates are next to the mugs. | <input type="checkbox"/> | <input type="checkbox"/> |
| 5 The kitchen is behind the living room. | <input type="checkbox"/> | <input type="checkbox"/> |


8 Look and say.

- 1 The boxes / on / the floor
- 2 The cat / behind / the computer
- 3 The bed / next to / the desk
- 4 The boxes / in front of / the desk
- 5 The green box / between / the red box and the yellow box


The boxes are on the floor.




9 Let's talk.




Lesson 3

1 Listen and point.
Repeat.  TR: 2.9



bookshelf



floor



toy box



messy



tidy

2 Listen and tick.   TR: 2.10



- 1 His room is messy. tidy.
- 2 His toys are in the toy box. bookshelf.
- 3 His books are on the bookshelf. floor.


3 Point and say.

Where is the bookshelf?


It's next to the television.



1 bookshelf /
next to / television



2 bookshelf /
behind / table



3 toys / in front of /
my brother

4 Listen and repeat. 🎧 TR: 2.11



1 How messy is his room?
- It's very messy.




2 How tidy is her bookshelf?
- It's very tidy.

5 Look and say.

How tidy is his bookshelf?


It's very tidy.



1 His / bookshelf / tidy



2 Our / toy box / big




3 Our / dining room / new



4 Their / bedroom / messy

6 Draw and write. Say. 🖍️



This is my room...

This is my room. It's very
tidy. There's a bookshelf
next to my desk. It's new.


7 Listen and repeat. TR: 2.12

bookshelf

dining room

rug

We've got a big dining room, a new bookshelf and a new rug.



8 Listen and chant. TR: 2.13

Bookshelf, bookshelf, bookshelf!

We have got

a new bookshelf.

Rug, rug, rug!


We have got

a new rug.

Dining, dining, dining room!

We have got


a big dining room.



9 Say it!



- 1 Where is the rug?
- It's next to the bed.



- 2 The rug is in front of the bookshelf.



- 3 They have got a new dining room.



- 4 Where is the new bookshelf?
- It's next to the window.

FUN TIME & PROJECT

1 Unscramble the letters.




1 lwob


bowl




2 spnoo




3 flroo




4 kooshlfab



5 egdirf



6 faso



7 kins



8 ebtla



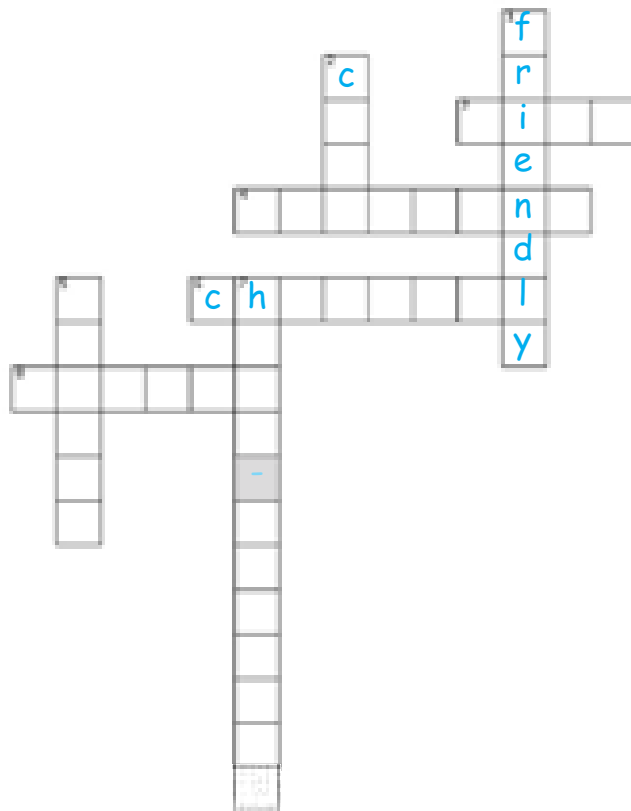


2 Project: My dream room

This is my dream room.
There's a big bookshelf
next to my bed.



Review 1: Part 1

1 Do the crossword.



2 Match.

- | | |
|------------------------------|--------------------------------|
| 1 What is your father like? | a They're clever and friendly. |
| 2 Who is Jenny? | b He is my friend. |
| 3 Who is Tim? | c He is kind and nice. |
| 4 What is her sister like? | d She is his daughter. |
| 5 What are his friends like? | e She's cute and pleasant. |

3 Ask and answer.

- | | |
|------------------------------|-------|
| 1 What is your father like? | _____ |
| 2 What is your mother like? | _____ |
| 3 Are you hard-working? | _____ |
| 4 Are your friends cheerful? | _____ |
| 5 Who is your music teacher? | _____ |

Review 1: Part 2

1 Look and match.

1 dining room

2 sink

3 fridge


4 toy box

5 sofa

6 rug

7 bookshelf




8 table



2 Look and say.

Whose bookshelf is this?

It's their bookshelf.



my

our

their

her

his

3 Ask and answer.

1 Where / the fridge?
next to / the sink

Where is the fridge?

It's next to the sink.

2 Where / the sofa?
behind / the rug

3 Where / the bookshelf?
on / the wall

4 Where / the dining room?
next to / kitchen

5 Where / the garden?
between / the houses

Review 1: Part 3 - Video



1 Circle the things in your house. ✎

sink

rug

chair

bed

table

fridge

sofa

bookshelf

toy box

2 Watch the video and circle. ✎

1 Where is the sofa?

a It's in the dining room.

b It's in the living room.

2 Where is the dining room?

a It's next to the bathroom.

b It's in front of the bathroom.

3 Where is the bookshelf?

a It's in the living room.

b It's in the bedroom.

3 Talk about your room.



Where's your bedroom?



It's next to the living room.
It's small and tidy.

Review 1: Part 4

1 List the words to describe people. 

Appearance

tall, pretty

Personality

clever, kind

2 Draw and talk about a family member or a friend.



3

On The Farm



Look. Tick what you see. 

boy

giraffe

girl

elephant

Children feeding alpacas in a field

Lesson 1

1 Listen and point.
Repeat.  TR: 3.1




2 Listen and read. Match.   TR: 3.2





1 sheep
2 cows

a tall
b short
c big
d small

3 Look and say.



I've got some chickens.



4 Listen and repeat.  TR: 3.3



1 We've got some chickens.



2 We've got some sheep.



3 We've got a horse.

've got = have got

5 Point and say.



1 We / some goats




2 We / a cow




3 We / a dog

We've got some goats.




4 We / a fish



5 We / two rabbits

6 Let's talk.



We've got a horse on the farm. It's brown and tall.

Lesson 2

1 Listen and point.
Repeat.  TR: 3.4



hands



fur



legs



tail



wings

2 Listen and read. Tick.   TR: 3.5

Dad: Look! We've got a horse.
It's tall and pretty.

Son: Wow! It's got long legs and a long tail.

Dad: Look at the chickens.
They've got wings and nice tails.

Son: But the chickens haven't got hands.




- 1 The horse has got a long short tail.
2 The chickens have got wings. hands.

3 Look and say.




1 cows / long tails


We've got some cows.
They've got long tails.




2 rabbits / short tails



3 sheep / white fur



4 chickens / small wings




5 horses / long legs

4 Listen and repeat. TR: 3.6




1 The horses haven't got wings.




2 The cows haven't got hands.

haven't = have not

5 Point and say.




The cats haven't got wings.



1 cats / wings (X)


2 chickens / long tails (X)



3 sheep / long legs (X)



4 goats / wings (X)



5 fish / hands (X)

6 Listen and sing. TR: 3.7


What animal am I?
Baa, baa, baa.
What animal am I?

I'm a sheep. I'm a small, black sheep.
I've got black fur
and four short legs!
I make wool for your jumpers!



7 Listen and tick.   TR: 3.8

1 My cousin has got ____.



2 I haven't got ____.



3 My parents have got ____.




5 We haven't got ____.




8 Look and say.

The sheep have got white fur. They haven't got long tails.




1 white fur (✓)
/ long tails (✗)



2 big feet (✓)
/ long fur (✗)



3 wings (✓)
/ long tails (✗)




4 tails (✓) / wings (✗)



5 long legs (✓) / hands (✗)

9 Draw and write. Say. 



We've got some horses on the farm...

We've got some horses
on the farm. They've got
long tails and nice legs.
They haven't got wings.

Lesson 3

1 Listen and point.

Repeat.  TR: 3.9



animals



field



fruit



plants

2 Listen and tick.   TR: 3.10

1 They have got haven't got fruit trees on the farm.

2 They have got haven't got animals on the farm.

3 They've got sheep cows in the field.

3 Let's play! Use the words in 1.

I've got some plants on the farm.



I haven't got plants on the farm.



4 Listen and repeat.  TR: 3.11



1 Have you got animals on the farm?
- Yes, we have.




2 Have you got fruit trees in the field?
- No, we haven't.

5 Look. Ask and answer.



Have you got plants on the farm?

Yes, we have.



6 Let's talk.

Have you got cows on the farm?

No, we haven't.


Yes, we have. Have you got animals in the field?

7 Listen and repeat.  TR: 3.12

h**a**nds

h**o**rse

A h**o**rse hasn't got h**a**nds.



8 Listen and chant.  TR: 3.13

H, h, h

Horse, horse, horse!

I've got a horse.


Hands, hands, hands!

I've got hands. I've got hands.


Horses haven't got hands.




9 Say it!



1 The sheep has got white fur.



2 The farm has got many horses.



3 The monkey has got two hands.




4 We have got plants in the field.

FUN TIME & PROJECT

1 Find and circle.



1



3



5


A	N	I	M	A	L	S	G	N	O
U	H	A	V	G	O	A	T	R	T
C	O	W	R	G	A	R	B	T	M
K	R	A	V	A	O	W	N	R	Q
A	S	H	E	E	P	U	N	O	F
U	E	V	C	H	I	C	K	E	N
I	B	E	W	O	Y	X	Y	E	M



2




4



6

2 Project: My dream farm



This is my dream farm.
I've got many plants and sheep on the farm.

4

Food And Drinks



Look. Tick what the panda is doing. 

drinking

eating

digging

running

A panda eating bamboo, China

Lesson 1

1 Listen and point.

Repeat.  TR: 4.1



2 Listen and read. Write. TR: 4.2



Ms. Kim: Hi! May I help you?

Anna: Hi, I'd like an orange, some spaghetti and vegetables, please.

Ms. Kim: OK, would you like a sandwich?

Anna: Yes, please. I'd like a sandwich with an egg.

Ms. Kim: Would you like some drinks?

Anna: No, thanks.

Ms. Kim: OK, here you are.


Anna: Thanks.

Anna's got an orange, some _____, some _____, and a _____ with an egg.

3 Look and say.

Have you got an egg for your lunch?

Yes, I have.



4 Listen and repeat. TR: 4.3



- 1 Would you like a sandwich?
- Yes, please.



- 2 Would you like some vegetables?
- No, thanks.


5 Look and say.

Would you like some spaghetti?




- 1 some spaghetti

No, thanks.



- 2 an orange



- 3 a sandwich




- 4 some vegetables

6 Role play: Would you like... ?



Lesson 2

1 Listen and point.
Repeat. 🎧 TR: 4.4




a cookie



a cupcake



pizza



a piece of pizza

2 Listen and read. Tick. ✎ 🎧 TR: 4.5

Anna: It's lunchtime.
Let's open our
lunch boxes!

Linda: Yes, let's.

Anna: I've got two cupcakes
for my lunch. How
about you?

Linda: I've got some pizza
and cookies.

Anna: Yummy! How many
pieces of pizza have
you got?

Linda: I've got three.



1 Anna's got two cupcakes cookies for her lunch.

2 Linda's got three cookies pieces of pizza for her lunch.

3 Let's talk.

Ask and answer questions about what you want for your lunch.


Would you like some pizza?

Yes, please. I'd like two pieces of pizza.

No	Name	Pieces of pizza	Cupcakes	Vegetables	Cookies
1	Nam	2	3	0	1
2					
3					
4					
5					


4 Listen and repeat. TR: 4.6

- 21 twenty-one
- 22 twenty-two
- 23 twenty-three
- 24 twenty-four
- 25 twenty-five
- 26 twenty-six
- 27 twenty-seven
- 28 twenty-eight
- 29 twenty-nine



How many pieces of pizza have you got?

- I've got twenty-one pieces of pizza.




How many cupcakes has he got?

- He's got twenty-six.

5 Look and say.

How many sandwiches has she got?



1 she / 21 / sandwiches


She's got 21.



2 my sister / 22 / oranges



3 we / 24 / cookies



4 my cousins / 28 / bananas

6 Listen and chant. TR: 4.7

Pizza, pizza, pizza
Pizza for everyone.
How many have we got?
Let's count the pieces.
21, 22, 23, 24, 25.
25 pieces of pizza.
Hooray!



7 Listen and circle.   TR: 4.8

- 1 I've got **21** / **22** cupcakes.
- 2 We've got **23** / **24** apples.
- 3 She's got **25** / **26** biscuits.
- 4 She's got **24** / **25** orange trees.
- 5 They've got **26** / **27** tomatoes.



8 Write and say. 

Complete the shopping list for your family party.

I've got 22 sandwiches.

 **CHECK LIST**

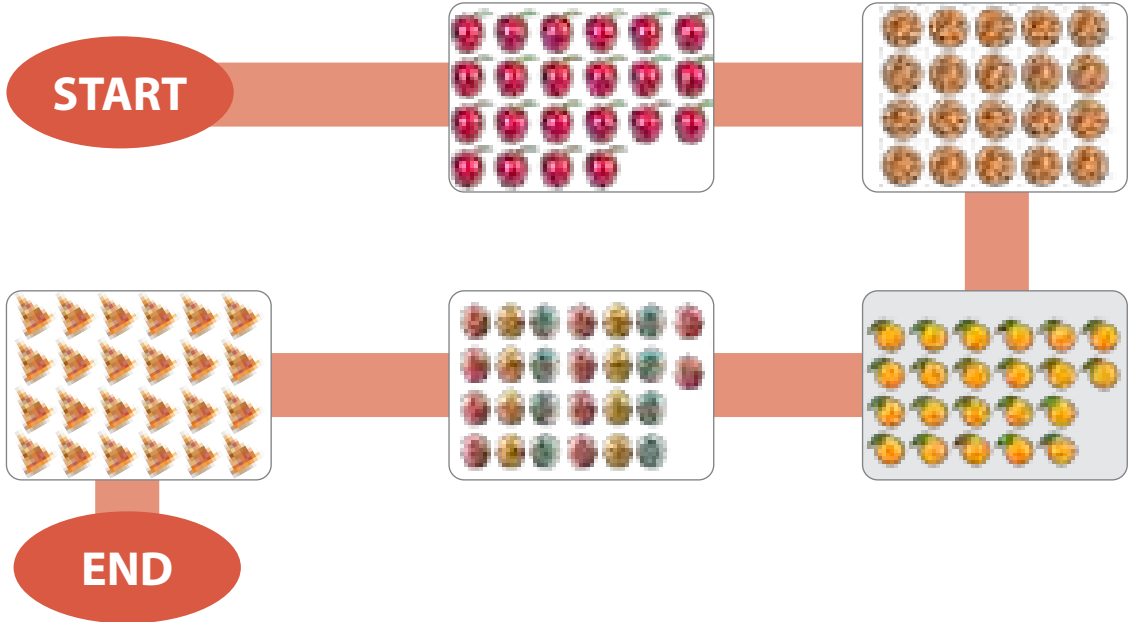
- 1 Sandwiches: 22
- 2 Oranges: _____
- 3 Pieces of pizza: _____
- 4 Cookies: _____
- 5 Cupcakes: _____

9 Let's talk.

Talk about what you have got for your party.

How many apples have you got?


I've got 22.



Lesson 3


1 Listen and point.
Repeat. TR: 4.9

2 Listen and tick. TR: 4.10






Sandy's got soft drinks nuts yoghurt lemonade for her birthday party.

3 Let's play.




Would you like some nuts?

No, thanks.



4 Listen and repeat. 🎧 TR: 4.11



1 What's your favourite food?
- My favourite food is yoghurt.






2 What's your favourite drink?
- My favourite drink is lemonade.


5 Look and say.

What's your favourite food?

My favourite food is pizza.



6 Draw and write. Say. 🎨



My favourite food is ...
And my favourite drink is ...

7 Listen and repeat. TR: 4.12

lemonade

pizza

sandwich

I've got a piece of pizza, a sandwich and lemonade for my lunch.



8 Listen and chant. TR: 4.13

Lemonade, lemonade

It's my favourite.

Let's drink some!

Pizza, pizza

It's my favourite.

Let's eat some!

Sandwich, sandwich

It's my favourite.

Let's buy some!




9 Say it!



1 How many pieces of pizza have you got?



2 Would you like a sandwich?



3 My favourite drink is lemonade.



4 My favourite food is spaghetti.

FUN TIME & PROJECT

1 Do the crossword.




1



3



5



7



8



9



2




4



6



10




2 Project: Food for a class party



Review 2: Part 1


1 Match.








- a We've got some horses.
- b We've got a field.
- c We've got two cows.
- d We've got some chickens.
- e They've got some sheep.
- f Uncle Tom has got a goat.



2 Find and circle.



A	F	R	U	I	T	F
P	L	A	N	T	S	C
T	A	I	L	W	G	H
Y	F	T	F	I	L	G
M	R	T	U	N	E	A
T	A	A	R	G	G	I
H	A	N	D	S	S	M



3 Write.

- 1 Have cows got tails? Yes, they have.
- 2 Have chickens got hands? _____
- 3 Have sheep got long tails? _____
- 4 Have horses got long legs? _____
- 5 Have you got wings? _____

Review 2: Part 2

1 Write. Circle a or b.

1 Would you like some yoghurt ?

a Yes, please.

b No, thanks.



x

2 _____ you like some _____ ?

a Yes, please.

b No, thanks.



✓

3 _____ you like some _____ ?

a Yes, please.

b No, thanks.



x

4 _____ you like some _____ ?

a Yes, please.

b No, thanks.

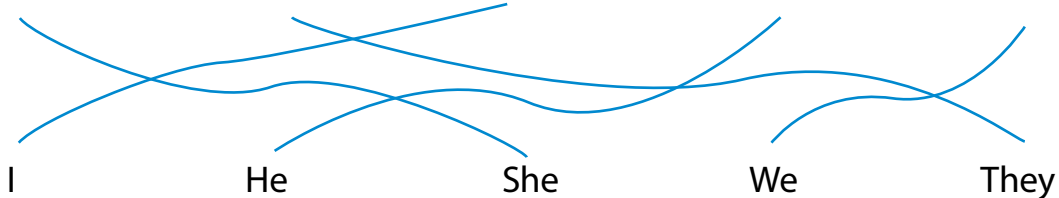





✓

2 Look and say.

What is your favourite food?

My favourite food is cupcakes.



3 Read and write.

drink How many food Would

1 How many _____ oranges has she got?

- She's got six.

2 What's your favourite _____ ?

- My favourite food is pizza.

3 _____ you like some nuts?

- No, thanks.

4 What's your favourite _____ ?

- My favourite drink is lemonade.

Review 2: Part 3 - Video



1 What do you like to eat? Circle. 



cupcakes



sandwich



pizza




orange



ice cream



vegetables

2 What can you see in the video? Circle. 

vegetables

fruit

pizza

cheese

nuts

yoghurt

3 Read. Tick T for *True* or F for *False*. 

- 1 People never eat yoghurt for breakfast.
- 2 Some people eat yoghurt with fruit.
- 3 Many children eat yoghurt with nuts.
- 4 People often have pizza at parties.

T F

Review 2: Part 4

1 Read and match.

- | | |
|--|-------------------------------------|
| 1 Would you like some lemonade? | a My favourite drink is bubble tea. |
| 2 Has your grandfather got cows on the farm? | b My favourite food is spaghetti. |
| 3 What's your favourite drink? | c No, we haven't. |
| 4 What's your favourite food? | d Yes, he has. |
| 5 Have you got sheep on the farm? | e Yes, please. |

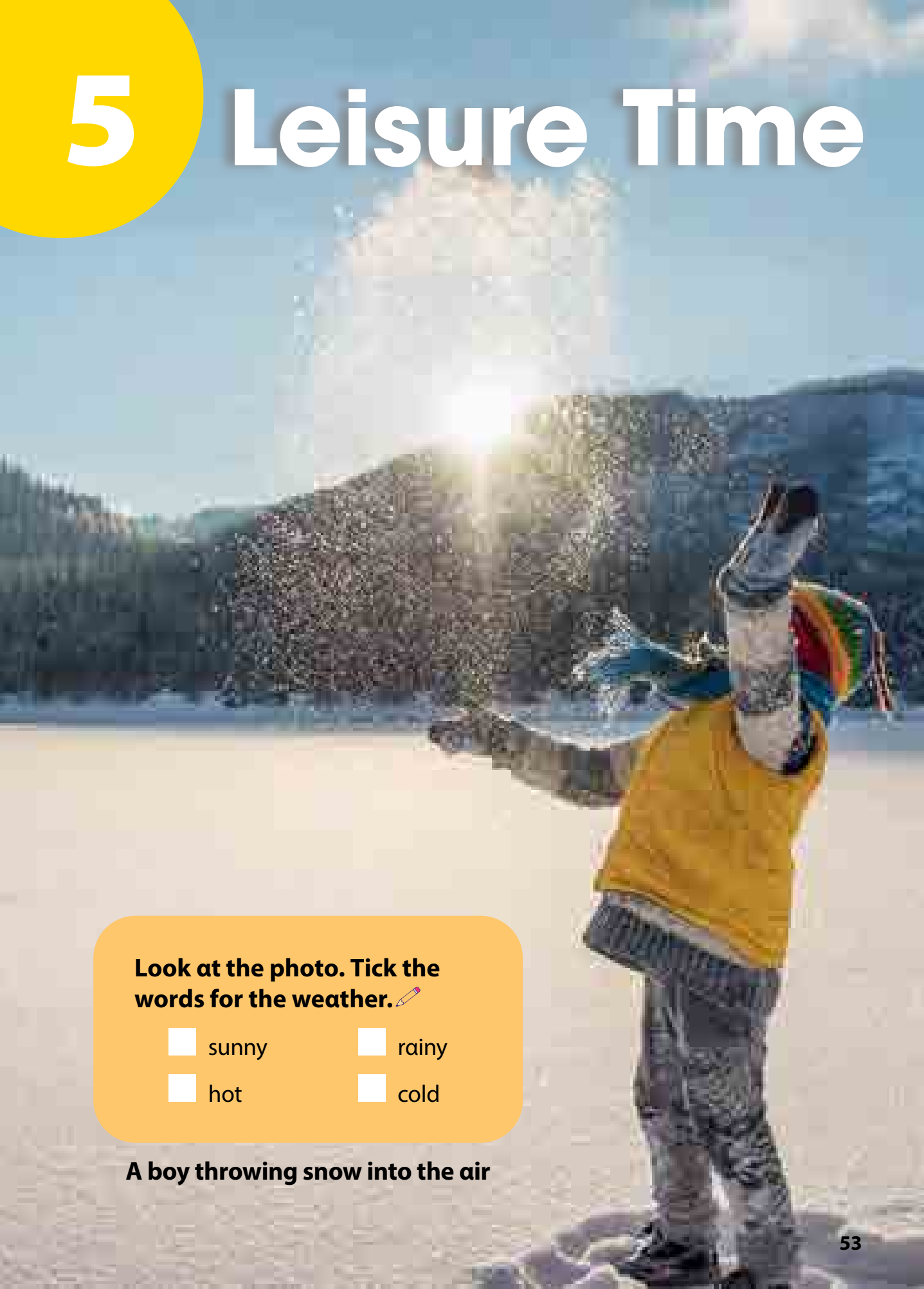
2 Draw and say.



This is my magical animal.
It's a white horse. It has got two wings and a long tail. It can run and fly. Its favourite food is grass and its favourite drink is milk.

5

Leisure Time



Look at the photo. Tick the words for the weather. 

sunny


rainy



hot

cold

A boy throwing snow into the air

Lesson 1

1 Listen and point.
Repeat.  TR: 5.1


2 Listen and read.
Tick.   TR: 5.2



cloudy



snowy



stormy



windy


Jane: What's the weather like today, Tom?

Tom: It's cold and snowy. Look! Mum and Dad are making a snowman in the playground.



Jane: That's interesting. Let's go out!

The weather is _____. cold hot windy snowy


3 Look and say.




It's snowy.



4 Listen and repeat. TR: 5.3




- 1 What's the weather like today?
- It's windy.



- 2 What's the weather like in winter?
- It's cold and snowy.


5 Look and say.




- 1 summer / hot / sunny

What's the weather like in summer?


It's hot and sunny.



- 2 this week / rainy / stormy



- 3 autumn / cool / cloudy



- 4 today / cold / windy

6 Let's play.

Work in pairs. Pick a flashcard. Ask and answer.




Lesson 2


1 Listen and point.
Repeat. 🎧 TR: 5.4




jump
rope



play
hide-and-see*k*

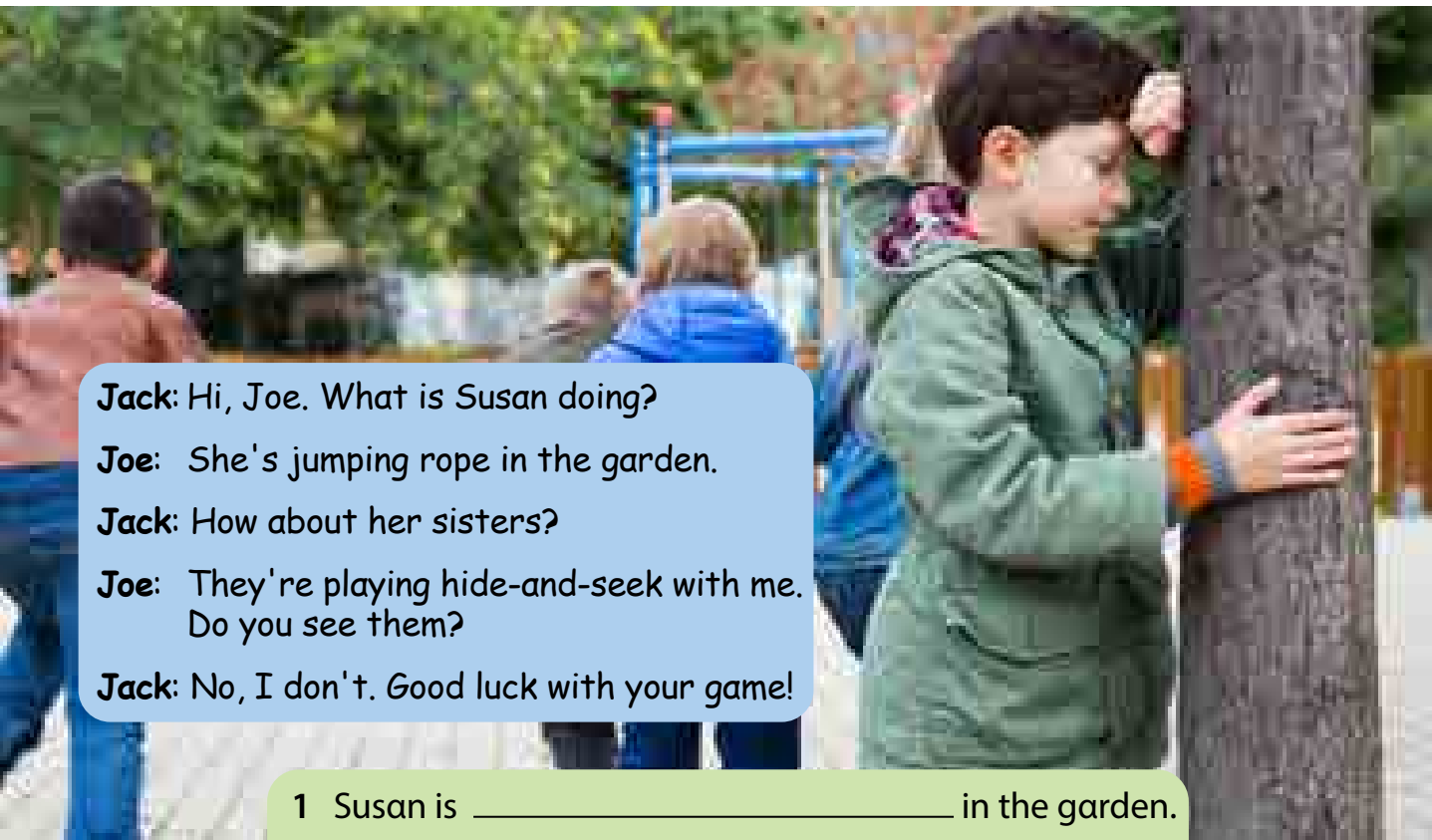


play on
the seesaw



ride
a horse

2 Listen and read. Write. 🎧 TR: 5.5



Jack: Hi, Joe. What is Susan doing?

Joe: She's jumping rope in the garden.

Jack: How about her sisters?


Joe: They're playing hide-and-see*k* with me.
Do you see them?

Jack: No, I don't. Good luck with your game!

1 Susan is _____ in the garden.


2 Joe is _____ with Susan's sisters.

3 Look and say.




She's riding
a horse.


1 she / ride a horse



2 she / jump rope



3 they / play hide-and-see*k*




4 we / play on the seesaw

4 Listen and repeat. 🎧 TR: 5.6




- 1 What is she doing?
- She's jumping rope.



- 2 What are they doing?
- They're playing basketball.


5 Look and say.




What are they doing?

They're playing on the seesaw.

- 1 they / play on the seesaw



- 2 she / jump rope



- 3 they / play hide-and-seek



- 4 he / ride a horse

6 Listen and chant. 🎧 TR: 5.7

What's the weather like in summer?
It's sunny.
What's the weather like in winter?
It's snowy.
Sunny or snowy, we're not staying at home.
We're getting ready to go.
Jump rope!
Play hide-and-seek!
Let's go out and play!
Hooray!



7 Listen and match. TR: 5.8

- 1 Tom and Jack
- 2 Lily
- 3 Mum and Dad
- 4 My brother

- a are cooking.
- b is reading a book.
- c is playing a game.
- d are doing homework.

8 Look and say.




Are they climbing the tree?

No, they aren't. They're playing under the tree.



- 1 climb the tree (✗)
/ play under the tree (✓)

- 2 study (✗)
/ sing and dance (✓)



- 3 play in the park (✗)
/ cook in the kitchen (✓)



- 4 swim in the sea (✗)
/ swim in the pool (✓)


9 Let's talk.

Look around your classroom. Ask your friends about what people are doing.

What is the teacher doing?




She's writing on the board.




Lesson 3

1 Listen and point.

Repeat.  TR: 5.9




play
board games



play
video games

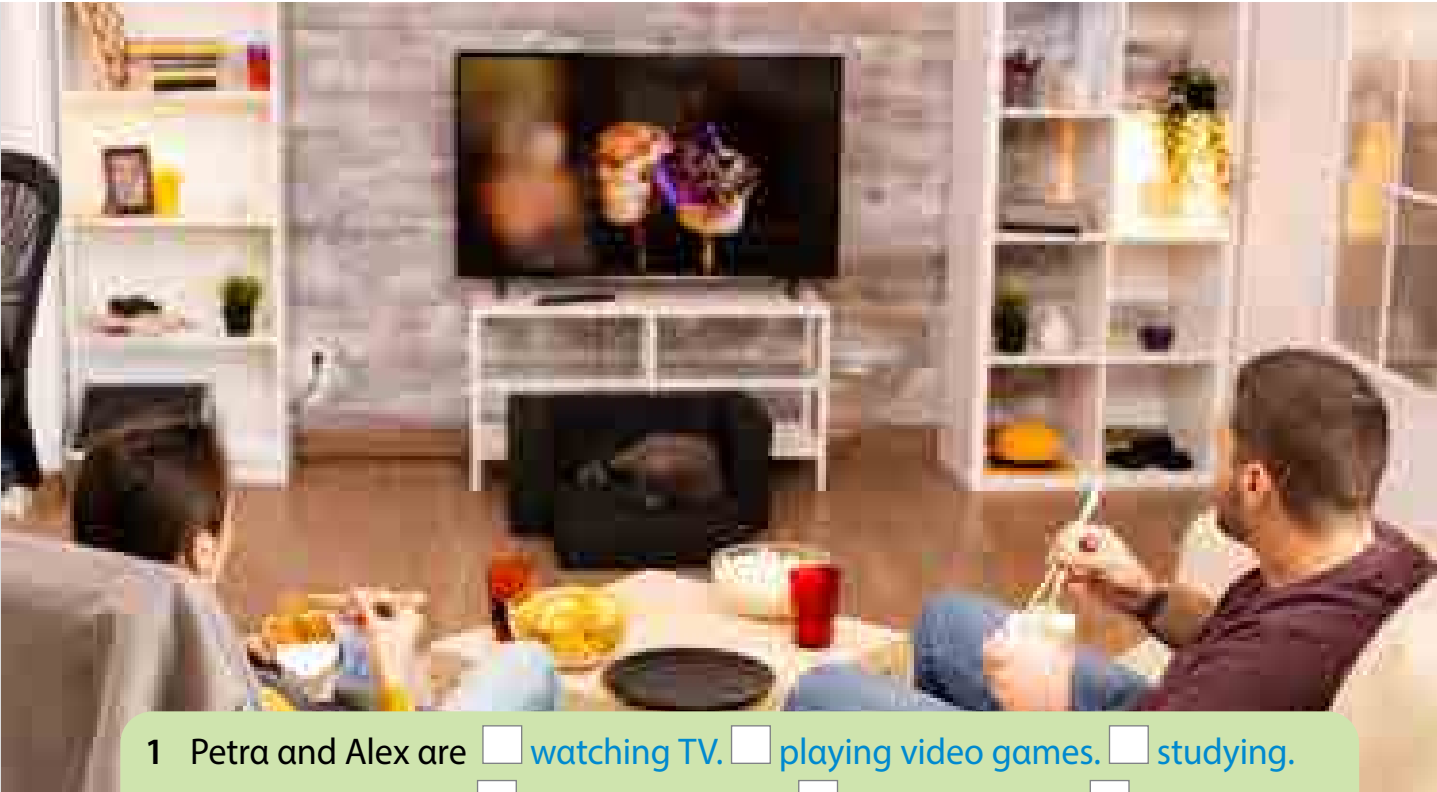


read
a comic book




watch
a film

2 Listen and tick. TR: 5.10





- 1 Petra and Alex are watching TV. playing video games. studying.
2 Petra and Alex are in the living room. in the bedroom. in the kitchen.
3 Dad and Mum want to watch a film. play video games. study.

3 Look and say.



What are they doing?

They're playing
board games.




4 Listen and repeat. TR: 5.11

Where are they playing video games?
- In the living room.




5 Look and say.

Where are they playing board games?




1 play board games
/ in the kitchen




3 read comic books
/ on the sofa

In the kitchen.



2 play video games
/ in the living room



4 watch a film
/ in the cinema

6 Let's talk.

What are they doing?

They're playing board games.

Where are they playing board games?

In the living room.



7 Listen and repeat. TR: 5.12

jump

think

She's **j**umping rope.

She's **th**inking about her friends.



8 Listen and chant. TR: 5.13

Jack, Jack, Jack!



Jump, jump, jump!

Jack's jumping rope.


Think, think, think!

Theatre, theatre, theatre!

We're thinking about
going to the theatre.



9 Say it!



1 My sister is jumping rope.



2 She's thinking about her family.



3 They're watching a play
at the theatre.



4 They're drinking juice.

FUN TIME & PROJECT

1 Unscramble the letters.



1 orymts

stormy




2 upmj oepr



3 nidyw



4 yuodlc



5 onwsy



6 wtcha a lmif

2 Project: A wonderful day


What are you doing?

Where are you playing?




My friends and I are playing football.

In the park.



6

Outdoor Activities

Look at the photo. Tick what you can see. 

- | | |
|---------------------------------|--------------------------------|
| <input type="checkbox"/> plants | <input type="checkbox"/> a dog |
| <input type="checkbox"/> rain | <input type="checkbox"/> trees |

A family in a beautiful forest

Lesson 1

1 Listen and point.

Repeat. 🎧 TR: 6.1




mountain




go fishing



ice-skate



play ice
hockey



ski

2 Listen and read. Tick. ✎ 🎧 TR: 6.2



This boy can ski on the mountain. He's jumping on his skis. He's a good skier! What can you do on the mountain?

This boy can ski. play ice hockey. go fishing.

He's on the beach. on a mountain. in the park.


3 Look and say.



1

What is he doing?


He's skiing.



2




3




4

4 Listen and repeat.  TR: 6.3




1 What can we do on the mountain?
- We can ski on the mountain.



2 What can we do in the park?
- We can ride a bike in the park.

5 Look and say.



What can we do
in the field?

We can fly a kite
in the field.

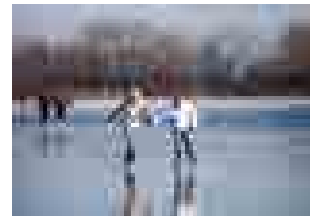
1 fly a kite / in the field



2 swim / in the pool



3 go fishing / by the river




4 ice-skate / on the lake

6 Let's talk.


Pick a card. Ask and answer about what you can do in that place.

What can we do on the mountain?


We can walk and ride a bike on the mountain.




on the mountain



in the garden



near the sea



near the lake

Lesson 2

1 Listen and point.


Repeat.  TR: 6.4




go
camping



make
a campfire



pitch
a tent



walk
the dog

2 Listen and read. Tick . TR: 6.5

Lan: Where can we go camping, John?

John: We can go camping on the mountain or near the sea.

Lan: I like the sea. We can go camping on the mountain, but we can't go swimming.

John: That's right. Let's go to the sea. We can go swimming and make a campfire near the sea.

Lan: That sounds fun!

1 Lan and John can go camping on the mountain. in the park. near the sea.

2 They can make a campfire go fishing near the sea.

3 Let's play.

Work in pairs. Look and match. Ask and answer questions.

What can we do on the mountain?

We can go camping on the mountain.

on the mountain

in the park

near the lake

near the sea

go camping

pitch a tent


make a campfire

walk the dog

go fishing

ice-skate

4 Listen and repeat. TR: 6.6



1 We can go camping on the mountain, but we can't go swimming.



2 We can make a campfire near the lake, but we can't go skiing.

5 Look and say.



We can go camping near the lake, but we can't go fishing.


1 go camping (✓) / near the lake / go fishing (✗)



2 go fishing (✓) / by the river / walk our dog (✗)



3 ski (✓) / on the mountain / ice-skate (✗)



4 make a campfire (✓) / at night / pitch a tent (✗)

6 Listen and chant. TR: 6.7

Let's go camping on the mountain.
Let's go camping near the sea.
We can pitch a tent,
we can make a campfire,
but we can't make a cake.
Camping is fun for everyone,
my family and me!




7 Listen and match. TR: 6.8

- | | |
|--------------------------------|--------------------------------|
| 1 We're going camping today. | a We can have fish for dinner. |
| 2 We're going fishing today. | b We can have lots of fun. |
| 3 We're skiing today. | c We can go to the mountain. |
| 4 We're walking the dog today. | d We can make a campfire. |

8 Look and say.

It's sunny. We can go climbing, but we can't go skiing.



1 sunny / go climbing (✓)
/ go skiing (✗)



2 rainy / play video games (✓)
/ play football (✗)



3 snowy / ice-skate (✓) / go fishing (✗)



4 hot / swim (✓) / ski (✗)

9 Let's talk.

What can we do on the mountain?

We can go camping on the mountain.

Can we ski on the mountain?

No, we can't. We can go camping on the mountain, but we can't ski.

Lesson 3

1 Listen and point.
Repeat. 🎧 TR: 6.9



beach



forest



go hiking



have a picnic

2 Listen and match. 🎨 🎧 TR: 6.10



1 go hiking

2 ride a bike

3 swim

4 have a picnic


a in the garden

b in the forest

c on the mountain

d in the sea

3 Look and say.




It's sunny.
We can go to
the beach.


1 sunny / go to the beach



2 cold / ride a bike in the forest



3 cool / go hiking on the mountain




4 warm / have a picnic in the park

4 Listen and repeat.  TR: 6.11




1 We can have a picnic in the park today because it's warm.




2 We can't go hiking on the mountain today because it's snowy.

5 Look and say.




1 have a picnic / rainy

We can't have a picnic today because it's rainy.



2 go fishing / cool



3 make a campfire / dry



4 play ice hockey / hot

6 Let's play.

We can have a picnic today...



... because it's warm.



7 Listen and repeat.  TR: 6.12

go
ski

I can go camping. I can ski, too.



8 Listen and chant.  TR: 6.13

Go, go, go!
I can go to the mountain.

Ski, ski, ski!
I can ski on the snow.
Let's go to the mountain
and ski on the snow!




9 Say it!



1 They're playing a game in the garden.



2 She can go hiking on the mountain.



3 She can ski on the mountain today because it's snowy.



4 We can ice-ski on the mountain, but we can't go fishing.

FUN TIME & PROJECT

1 Match.

1 have a picnic



2 ice-skate

3 ski

4 go hiking

5 play ice hockey

6 go camping



2 Project: Your weekend



We can go camping near the sea this Sunday because it's warm. We can pitch a tent and have a picnic, but we can't go hiking.

Review 3: Part 1

1 Match and say.

It's stormy today. I'm playing board games at home.

- | | |
|----------|--------------------------------|
| 1 stormy | a. wear a coat |
| 2 sunny | b. jump rope in the playground |
| 3 hot | c. play board games at home |
| 4 cold | d. go to the beach |
| 5 windy | e. swim in the pool |

2 Write and say.

- 1 It's windy and cold. I am staying at home.
- 2 It's snowy. He _____ on the mountain.
- 3 It's stormy. We _____ a film.
- 4 It's cloudy. You _____ a picnic.
- 5 It's sunny. They _____ to the beach.

3 Let's talk.

It's cold and windy. I'm wearing warm clothes. What are you doing?



I'm drinking some hot milk.




Review 3: Part 2

1 Match.

forest ice-skate make a campfire mountain walk the dog beach



1



2



3



4



5



6

2 Write and say. Use ONE word for each blank.

- 1 We are free on Sunday. We can have a picnic.
- 2 It's hot and sunny today. I can _____ hiking, but I can't walk a lot.
- 3 It's rainy this morning. I can't _____ on the seesaw.
- 4 I can't _____ ice hockey because it's rainy this month.

3 Write and say.


What can we do on the mountain?

We can go hiking on the mountain, but we can't swim.

	What we can do	What we can't do
On the mountain	<u>go hiking</u>	<u>swim</u>
At the beach	_____	_____
In the park	_____	_____
In the forest	_____	_____
_____	_____	_____
_____	_____	_____

Review 3: Part 3 - Video



1 Circle. Which sports are cold-weather sports? 



football



skiing



ice hockey




baseball



tennis



hiking

2 Circle. What are the people in the video doing? 

playing ice hockey

playing football

ice-skating

playing baseball

skiing

3 Read. Tick T for *True* or F for *False*. 

1 Some boys and girls are playing ice hockey.

T	F
<input type="checkbox"/>	<input type="checkbox"/>

2 In ice hockey, there are three teams.

<input type="checkbox"/>	<input type="checkbox"/>
--------------------------	--------------------------

3 To play ice hockey, you must ice-skate.

<input type="checkbox"/>	<input type="checkbox"/>
--------------------------	--------------------------

4 The boy is ice-skating on the mountain.

<input type="checkbox"/>	<input type="checkbox"/>
--------------------------	--------------------------

Review 3: Part 4

1 List five sports and outdoor activities you know. 

football

2 Talk about a place you want to visit and activities you want to do.

Let's go to the mountain!

We can ski on the mountain,
but we can't go camping.
It's very cold in winter.

What can we do
on the mountain?



WORD LIST

English words	Pronunciation	Meaning
animals	/ˈæni:mɪlz/	<i>các loài động vật</i>
beach	/bi:tʃ/	<i>bãi biển</i>
bookshelf	/ˈbʊkʃelf/	<i>giá sách</i>
bowl	/bəʊl/	<i>cái bát</i>
bubble tea	/ˌbʌbl ˈti:/	<i>trà sữa</i>
cheerful	/ˈtʃiəfl/	<i>vui vẻ</i>
chicken	/ˈtʃɪkɪn/	<i>con gà</i>
clever	/ˈklevə(r)/	<i>thông minh</i>
cloudy	/ˈklaʊdi/	<i>nhều mây</i>
comic book	/ˈkɒmɪk bʊk/	<i>truyện tranh</i>
cookie	/ˈkʊki/	<i>bánh ngọt</i>
cow	/kaʊ/	<i>con bò</i>
cupcake	/ˈkʌpkɛɪk/	<i>bánh nướng nhỏ</i>
cute	/kju:t/	<i>đáng yêu</i>
daughter	/ˈdɔ:tə(r)/	<i>con gái</i>
dining room	/ˈdaɪnɪŋ ru:m/	<i>phòng ăn</i>
egg	/eg/	<i>quả trứng</i>
father	/ˈfa:ðə(r)/	<i>bố, ba</i>
field	/fi:ld/	<i>cánh đồng</i>
floor	/flɔ:(r)/	<i>sàn nhà</i>
forest	/ˈfɒrɪst/	<i>khu rừng</i>
fridge	/frɪdʒ/	<i>tủ lạnh</i>
friendly	/ˈfrendli/	<i>thân thiện</i>
fruit	/fru:t/	<i>hoa quả</i>
fur	/fɜ:(r)/	<i>lông</i>
go camping	/gəʊ ˈkæmpɪŋ/	<i>đi cắm trại</i>
go fishing	/gəʊ ˈfɪʃɪŋ/	<i>câu cá</i>
go hiking	/gəʊ ˈhaɪkɪŋ/	<i>đi leo núi</i>
goat	/gəʊt/	<i>con dê</i>
hands	/hændz/	<i>những bàn tay</i>
hard-working	/ˌhɑ:d ˈwɜ:kɪŋ/	<i>chăm chỉ</i>
have a picnic	/həv ə ˈpɪknɪk/	<i>đi dã ngoại</i>
horse	/hɔ:s/	<i>con ngựa</i>
ice-skate	/ˈaɪs skeɪt/	<i>trượt băng</i>
jump rope	/dʒʌmp rəʊp/	<i>nhảy dây</i>
kind	/kaɪnd/	<i>tốt bụng</i>
legs	/legz/	<i>những cái chân</i>

English words	Pronunciation	Meaning
lemonade	/ˌleməˈneɪd/	nước chanh
make a campfire	/meɪk ə ˈkæmpfaɪə(r)/	đốt lửa trại
messy	/ˈmesi/	bừa bộn, lộn xộn
mother	/ˈmʌðə(r)/	mẹ
mountain	/ˈmaʊntən/	núi
nuts	/nʌts/	hạt hạnh nhân
orange	/ˈɒrɪndʒ/	quả cam
piece	/piːs/	miếng
pitch a tent	/pɪtʃ ə tent/	làm lều, dựng lều
pizza	/ˈpiːtsə/	bánh pi - da
plants	/plɑːnts/	thực vật, cây cối
plate	/pleɪt/	cái đĩa
play board games	/pleɪ bɔːd geɪmz/	chơi trò chơi với bàn cờ, các ô
play hide-and-seek	/pleɪ ˌhaɪd ən ˈsiːk/	chơi trò trốn tìm
play ice hockey	/pleɪ ˈaɪs hɒki/	chơi bóng gậy trên băng
play video games	/pleɪ ˈvɪdiəʊ geɪmz/	chơi điện tử
pleasant	/ˈpleznt/	dễ chịu
polite	/pəˈlaɪt/	lịch sự
ride a horse	/raɪd ə hɔːs/	cưỡi ngựa
rug	/rʌg/	cái thảm
sandwich	/ˈsænwɪtʃ/	bánh mì lát
seesaw	/ˈsiː sɔː/	ván bập bênh
sheep	/ʃiːp/	con cừu
sink	/sɪŋk/	bồn rửa bát
ski	/skiː/	trượt tuyết
snowy	/ˈsnəʊi/	nhiều tuyết
sofa	/ˈsəʊfə/	ghế sofa
soft drinks	/sɒft drɪŋks/	các loại đồ uống có ga
son	/sʌn/	con trai
spaghetti	/spəˈgeti/	mì Ý
spoon	/spuːn/	cái thìa
stormy	/ˈstɔːmi/	bão
table	/ˈteɪbl/	cái bàn
tail	/teɪl/	đuôi
tidy	/ˈtaɪdi/	gọn gàng
toy box	/tɔɪ bɒks/	hộp đồ chơi
twins	/ˈtwɪnz/	(anh chị em) sinh đôi
vegetables	/ˈvedʒtəblz/	rau củ quả

English words	Pronunciation	Meaning
walk the dog	/wɔ:k ðə dɒg/	<i>cho chó đi dạo</i>
watch a film	/wɒtʃ ə fɪlm/	<i>xem phim</i>
windy	/'wɪndi/	<i>có gió</i>
wings	/'wɪŋz/	<i>những cái cánh</i>
yoghurt	/'jɒgət/	<i>sữa chua</i>

National Geographic Learning,
a Cengage Company

Tiếng Anh 4 *Wonderful World* - Sách học sinh

Tiếng Anh 4 *Wonderful World* - Sách học sinh
được biên tập từ quyển sách *Wonderful World 2*
Student's Book (2nd Edition) thuộc bản quyền
của NXB National Geographic Learning,
một phần của NXB Cengage.

Publishing copyright belongs to University of
Education Publisher. Any forms of full or
partial reproduction or distribution without
prior written permission of University of
Education Publisher are against the law.

We always look forward to receiving your
comments to make the book better. Any
suggestions on books, contacts about
manuscripts and copyright services, please
send to our email address: nxb@hnue.edu.vn

© 2022 Cengage Learning Vietnam Company Limited

This edition is reprinted from selected pages from *Wonderful World 2*,
second edition, by license from Cengage Learning, Inc., for sale in
Vietnam only.

Cengage Learning is the owner of the copyright in this publication
and all the artwork, designs, stories, articles, reports, commentaries,
interviews, photographs and other works used in or prepared in relation
to this publication.

Binh Minh Technology Joint Stock Company and University of
Education Publisher are authorized by Cengage Learning Vietnam
Company Limited to publish, print, distribute, and sell exclusively this
customized reprint edition in Vietnam.

ALL RIGHTS RESERVED. No part of this work covered by the copyright
herein may be reproduced or distributed in any form or by any means,
without the prior written permission of the copyright owner.

"National Geographic", "National Geographic Society" and the Yellow
Border Design are registered trademarks of the National Geographic
Society ® Marcas Registradas

For permission to use material from this text or product, submit all
requests online at cengage.com/permissions

Further permissions questions can be emailed to
permissionrequest@cengage.com

ISBN: 978-604-54-8726-6

University of Education Publisher

6th floor, Building No. 128, Xuan Thuy Street
Dich Vong Hau Ward, Cau Giay District
Ha Noi City, Viet Nam

Cengage Learning Vietnam Company Limited

Suite 1111, 11th Floor, Zen Plaza Building
54-56 Nguyen Trai Street, District 1
Ho Chi Minh City, Vietnam

National Geographic Learning

Cheriton House, North Way,
Andover, Hampshire,
SP10 5BE, United Kingdom

Locate your local office at international.cengage.com/region

Visit National Geographic Learning online at ELTNGL.com
Visit our Asia website at www.cengageasia.com

Illustration Credits

Scott Burroughs/Deborah Wolfe LTD (spot); Kat Uno/Astound (mascots). Freepik.com. Shutterstock.com

Photography Credits

5 (bkgd): StockImageFactory.com/ Shutterstock.com, 6 (1): freepik/ freepik.com, 6 (2): freepik.com, 6 (3): Marko Geber/ Shutterstock.com, 6 (4): Kurhan/ ro.stockfresh.com, 6 (5): James Woodson/ gettyimages.com, 6 (6): Kampus Production/ pexels.com, 6 (7): Marko Geber/ gettyimages.com, 6 (8): Prostock-studio/ Shutterstock.com, 6 (9): freepik.com, 6 (10): Pixel-Shot/ Shutterstock.com, 6 (11): Studio Romantic/ Shutterstock.com, 7 (1): Billion Photos/ Shutterstock.com, 7 (2): Superstar/ Shutterstock.com, 7 (3): Pixel-Shot/ Shutterstock.com, 7 (4): Rising Star/ Shutterstock.com, 7 (5): Studio Romantic/ Shutterstock.com, 7 (6): fizkes/ Shutterstock.com, 7 (7): The Faces/ Shutterstock.com, 8 (1): Billion Photos/ Shutterstock.com, 8 (2): Oksana Kuzmina/ Shutterstock.com, 8 (3): Motortion Films/ Shutterstock.com, 8 (4): August de Richelieu/ pexels.com, 8 (5): Studio Romantic/ Shutterstock.com, 8 (6): Billion Photos/ Shutterstock.com, 8 (7): cookie_studio/ freepik.com, 8 (8): freepik/ freepik.com, 8 (9): benzoiz/ freepik.com, 9 (1): Trendsetter/ Shutterstock.com, 9 (2): Studio Romantic/ Shutterstock.com, 9 (3): Marko Geber/ gettyimages.com, 9 (4): Stanislav Hubkin/ gettyimages.com, 9 (5): Superstar/ Shutterstock.com, 9 (6): benzoiz/ Shutterstock.com, 9 (7): Trendsetter/ Shutterstock.com, 10 (1): New Africa/ Shutterstock.com, 10 (2): cookie_studio/ freepik.com, 10 (3): Kurhan/ ro.stockfresh.com, 10 (4): Evgeny Atamanenko/ Shutterstock.com, 10 (5): galyaivanova/ gettyimages.com, 11 (1): New Africa/ Shutterstock.com, 11 (2): ESB Professional/ Shutterstock.com, 11 (3): Kurhan/ ro.stockfresh.com, 11 (4): Superstar/ Shutterstock.com, 11 (5): ESB Professional/ Shutterstock.com, 12 (1): Andreea Piacquadio/ Shutterstock.com, 12 (2): Robert Kneschke/ Shutterstock.com, 12 (3): Motortion Films/ Shutterstock.com, 12 (4): Evgeny Atamanenko/ Shutterstock.com, 12 (5): ESB Professional/ Shutterstock.com, 12 (6): Superstar/ Shutterstock.com, 13 (1): Motortion Films/ Shutterstock.com, 13 (2): Stanislav Hubkin/ gettyimages.com, 13 (3): Olly/ Shutterstock.com, 13 (4): Ground Picture/ Shutterstock.com, 13 (5): freepik/ freepik.com, 13 (6): Robert Kneschke/ Shutterstock.com, 14 (1): New Africa/ Shutterstock.com, 14 (2): ESB Professional/ Shutterstock.com, 14 (3): Billion Photos/ Shutterstock.com, 14 (4): The Faces/ Shutterstock.com, 14 (5): Kurhan/ ro.stockfresh.com, 14 (6): Pixel-Shot/ Shutterstock.com, 15 (bkgd): Andrei Armiagov/ Shutterstock.com, 16 (1): Witthaya Kontongkum/ Shutterstock.com, 16 (2): bma/ stock.adobe.com, 16 (3): jcomp/ freepik.com, 16 (4): mdjaff/ freepik.com, 16 (5): Andre Helbig/ Shutterstock.com, 16 (6): All About Space/ Shutterstock.com, 16 (7): bma/ stock.adobe.com, 16 (8): kamal kumar0719/ Shutterstock.com, 16 (9): Andre Helbig/ Shutterstock.com, 16 (10): Witthaya Kontongkum/ Shutterstock.com, 16 (11): PhotoMIX Company/ Shutterstock.com, 17 (1): G-Stock Studio/ Shutterstock.com, 17 (2): MJFH/ Shutterstock.com, 17 (3): glogioliato/ Shutterstock.com, 17 (4): VLADIMIR VK/ Shutterstock.com, 17 (5): gviga/ Shutterstock.com, 17 (6): Allan Mas/ pexels.com, 17 (7): mdjaff/ freepik.com, 17 (8): Andre Helbig/ Shutterstock.com, 17 (9): jcomp/ freepik.com, 17 (10): Daniela Constantini/ pexels.com, 17 (11): kibri_ho/ Shutterstock.com, 17 (12): Devanath/ Shutterstock.com, 17 (13): Polina Kovaleva/ pexels.com, 17 (14): freepik/ freepik.com, 18 (bkgd): Dimasik_sh/ Shutterstock.com, 19 (1): Interior Design/ Shutterstock.com, 19 (2): Max Rahubovskiy/ pexels.com, 19 (3): Gabi Moisa/ Shutterstock.com, 19 (4): Terelyuk/ Shutterstock.com, 19 (5): Pixel-Shot/ Shutterstock.com, 19 (6): Nguyễn Thị Minh Nghi/ pexels.com, 19 (7): Ella Olsson/ pexels.com, 19 (8): Max Rahubovskiy/ pexels.com, 21 (1): LuchschenF/ Shutterstock.com, 21 (2): gappic/ Shutterstock.com, 21 (3): Mikhail Rulkov/ Shutterstock.com, 21 (4): Andreas Kuehn/ gettyimages.com, 21 (5): Glowimages RM / Alamy Stock Photo/ alamy.it, 21 (bkgd): Olesia Bilkei/ Shutterstock.com, 21 (6): Max Rahubovskiy/ pexels.com, 21 (7): photog/ Shutterstock.com, 21 (8): Anna Nahabed/ Shutterstock.com, 22 (1): Anna Nahabed/ Shutterstock.com, 22 (2): Jose HERNANDEZ Camera 51/ Shutterstock.com, 22 (3): Mikhail Nilov/ pexels.com, 22 (4): Mikhail Rulkov/ Shutterstock.com, 22 (5): Kampus Production/ pexels.com, 22 (6): Anastasia Shuraeva/ pexels.com, 23 (1): Christa Grover/ pexels.com, 23 (2): Maria Orlova/ pexels.com, 23 (3): united photo studio/ Shutterstock.com, 23 (4): New Africa/ Shutterstock.com, 23 (5): Kirk Fisher / Alamy Stock Photo/ alamy.com, 23 (6): bezikus/ Shutterstock.com, 23 (7): Ameruverse Digital Marketing Media/ pexels.com, 23 (8): BM10777/ pixabay.com, 23 (9): Hendrickson Photography/ Shutterstock.com, 24 (1): Witthaya Kontongkum/ Shutterstock.com, 24 (2): mdjaff/ freepik.com, 24 (3): gappic/ Shutterstock.com, 24 (4): LuchschenF/ Shutterstock.com, 24 (5): Wirestock, Inc. / Alamy Stock Photo/ alamy.com, 24 (6): Max Rahubovskiy/ pexels.com, 24 (7): Mid Mahedi Hasan SM/ stock.adobe.com, 24 (8): kibri_ho/ Shutterstock.com, 25 (1): The Faces/ Shutterstock.com, 25 (2): Superstar/ Shutterstock.com, 25 (3): Pixel-Shot/ Shutterstock.com, 25 (4): Evgeny Atamanenko/ Shutterstock.com, 25 (5): Rising Star/ Shutterstock.com, 25 (6): New Africa/ Shutterstock.com, 25 (7): Kurhan/ ro.stockfresh.com, 25 (8): Billion Photos/ Shutterstock.com, 26 (1): Pixel-Shot/ Shutterstock.com, 26 (2): Anna Nahabed/ Shutterstock.com, 26 (3): KUPRYNENKO ANDRII/ Shutterstock.com, 26 (4): Pixel-Shot/ Shutterstock.com, 26 (5): kibri_ho/ Shutterstock.com, 26 (6): Makistock/ Shutterstock.com, 26 (7): Pixel-Shot/ Shutterstock.com, 26 (8): Sviatiana Yankouskaya/ Shutterstock.com, 26 (9): Anna Nahabed/ Shutterstock.com, 26 (10): mdjaff/ freepik.com, 26 (11): jcomp/ freepik.com, 26 (12): Pixel-Shot/ Shutterstock.com, 27 (1): fizkes/ Shutterstock.com, 29 (bkgd): Mint Images/ Bill Miles/ gettyimages.com, 30 (1): Olhastock/ Shutterstock.com, 30 (2): VanderWolf Images/ Shutterstock.com, 30 (3): Eric Isselee/ Shutterstock.com, 30 (4): Olga_i/ Shutterstock.com, 30 (5): Dennis Jacobsen/ Shutterstock.com, 30 (6): Alex Marakhovets/ Shutterstock.com, 30 (7): Engin Akyurt/ pexels.com, 30 (8): Eric Smart/ pexels.com, 30 (9): Kemeo/ Shutterstock.com, 30 (10): Kwadrat/ Shutterstock.com, 30 (11): Wayne Jackson/ pexels.com, 31 (1): Engin Akyurt/ pexels.com, 31 (2): Aleks BM/ pexels.com, 31 (3): Victoria Rain/ pexels.com, 31 (4): Ruel Madelo/ pexels.com, 31 (5): Try_my_best/ Shutterstock.com, 31 (6): RDNE Stock project/ pexels.com, 31 (7): FamVeld/ Shutterstock.com, 31 (8): Bruna Gabrielle Félix/ pexels.com, 31 (9): Irina Kozorog/ Shutterstock.com, 31 (10): Luis Quintero/ pexels.com, 32 (2): Malflower73/ Shutterstock.com, 32 (3): Pornsawan Baipakdee/ Shutterstock.com, 32 (4): YULIYA Shustik/ Shutterstock.com, 32 (5): supasart meekumrai/ Shutterstock.com, 32 (6): N.Minton/ Shutterstock.com, 32 (7): cynoclub/ freepik.com, 32 (8): Bruna Gabrielle Félix/ pexels.com, 32 (9): Pixabay/ pexels.com, 32 (10): Styves Exantus/ pexels.com, 32 (11): Anna Medseason/ pexels.com, 33 (1): Jean Alves/ pexels.com, 33 (2): Min An/ pexels.com, 33 (3): EVG Kowalievsk/ pexels.com, 33 (4): The masked Guy/ pexels.com, 33 (5): Matthias Zomer/ pexels.com, 33 (6): D. Gibson/ pexels.com, 33 (7): FOX/ pexels.com, 33 (8): Dennis Jacobsen/ Shutterstock.com, 34 (1): FOX/ pexels.com, 34 (2): Pixabay/ pexels.com, 34 (3): PaYa69/ Shutterstock.com, 34 (4): hannadarzy/ Shutterstock.com, 34 (5): Aleks BM/ pexels.com, 34 (6): Kotin/ Shutterstock.com, 34 (7): Missi Köpf/ pexels.com, 34 (8): RDNE Stock project/ pexels.com, 34 (9): Engin Akyurt/ pexels.com, 34 (10): Jean Alves/ pexels.com, 34 (11): Aleks BM/ pexels.com, 34 (12): Pixabay/ pexels.com, 34 (13): The masked Guy/ pexels.com, 34 (14): D. Gibson/ pexels.com, 34 (15): Anna Medseason/ pexels.com, 35 (1): Eric Isselee/ Shutterstock.com, 35 (2): Tstudio/ Shutterstock.com, 35 (3): mdjaff/ freepik.com, 35 (4): cottonbro studio/ pexels.com, 35 (5): All Canada Photos / Alamy Stock Photo/ alamy.com, 35 (b): cottonbro studio/ pexels.com, 36 (1): Irina Kozorog/ Shutterstock.com, 36 (2): Tom Fisk/ pexels.com, 36 (3): Anna Shvets/ pexels.com, 36 (4): BG5tock72/ Shutterstock.com, 36 (5): Anna Medseason/ pexels.com, 36 (6): Aleks BM/ pexels.com, 36 (7): shmatovaphoto/ freepik.com, 37 (1): Luis Quintero/ pexels.com, 37 (2): Pixabay/ pexels.com, 37 (3): Vasyi Snyuk/ Shutterstock.com, 37 (4): Dejavu Designs/ freepik.com, 37 (5): Chris Fallon/ pexels.com, 37 (6): K U N A L/ pexels.com, 37 (7): Tom Fisk/ pexels.com, 38 (1): Milan Petkic/ pexels.com, 38 (2): Angela van Oeffelen/ pexels.com, 38 (3): Pixabay/ pexels.com, 38 (4): Amber Janssens/ pexels.com, 38 (5): Pixabay/ pexels.com, 38 (6): Irina Kozorog/ Shutterstock.com, 39 (bkgd): Raimund Linke/ gettyimages.com, 40 (1): NC_27/ Shutterstock.com, 40 (2): Maks Narodenko/ Shutterstock.com, 40 (3): Ivan Negrú 500px/ gettyimages.com, 40 (4): cottonbro studio/ pexels.com, 40 (5): Mira Drozdowski/ Shutterstock.com, 40 (6): wavebreakmedia_micro, 40 (7): NC_27/ Shutterstock.com, 40 (8): Joshua Resnick/ Shutterstock.com, 40 (9): Maks Narodenko/ Shutterstock.com, 40 (10): Mira Drozdowski/ Shutterstock.com, 40 (11): cottonbro studio/ pexels.com, 41 (1): Alex Green/ pexels.com, 41 (2): GUNDAM_Ai/ Shutterstock.com, 41 (3): cottonbro studio/ pexels.com, 41 (4): Maks Narodenko/ Shutterstock.com, 41 (5): Ivan Negrú 500px/ gettyimages.com, 41 (6): Julia Lelija/ Shutterstock.com, 42 (1): Luis Quintero/ pexels.com, 42 (2): Brent Hofacker/ Shutterstock.com, 42 (3): Africa Studio/ Shutterstock.com, 42 (4): Africa Studio/ Shutterstock.com, 42 (5): Volodymyr TVERDOKHILB/ Shutterstock.com, 43 (b): Volodymyr TVERDOKHILB/ Shutterstock.com, 44 (1): SHVETS production/ pexels.com, 45 (1): SK118/ Shutterstock.com, 45 (2): chayathonwong/ yoyimages.com, 45 (3): subjug/ istockphoto.com, 45 (4): Lifestyle Travel Photo/ Shutterstock.com, 45 (5): mama_mia/ Shutterstock.com, 45 (6): Robert Kneschke/ Shutterstock.com, 45 (7): Nafiha Aziz / Alamy Stock Photo/ alamy.com, 45 (8): Brent Hofacker/ Shutterstock.com, 45 (9): Ahano Michael/ Shutterstock.com, 45 (10): aureliansticiu/ Shutterstock.com, 46 (1): Ahano Michael/ Shutterstock.com, 46 (2): MEGGI AG/ Shutterstock.com, 46 (3): Cats Coming/ pexels.com, 46 (4): Rajesh TP/ pexels.com, 46 (5): cottonbro studio/ pexels.com, 46 (6): Brent Hofacker/ Shutterstock.com, 46 (7): MEGGI AG/ Shutterstock.com, 46 (8): aureliansticiu/ Shutterstock.com, 47 (1): Africa Studio/ Shutterstock.com, 47 (2): MEGGI AG/ Shutterstock.com, 47 (3): Alex Green/ pexels.com, 47 (4): Cats Coming/ pexels.com, 47 (5): Rajesh TP/ pexels.com, 47 (6): MEGGI AG/ Shutterstock.com, 47 (7): cottonbro studio/ pexels.com, 48 (1): MEGGI AG/ Shutterstock.com, 48 (2): cottonbro studio/ pexels.com, 48 (3): aureliansticiu/ Shutterstock.com, 48 (4): Cats Coming/ pexels.com, 48 (5): Nafiha Aziz / Alamy Stock Photo/ alamy.com, 48 (6): A.Lein/ Shutterstock.com, 48 (7): AlexRaths/ istockphoto.com, 48 (8): Ahano Michael/ Shutterstock.com, 48 (9): Omran Jamal/ pexels.com, 48 (10): Brent Hofacker/ Shutterstock.com, 49 (1): Alex Marakhovets/ Shutterstock.com, 49 (2): cynoclub/ freepik.com, 49 (3): Oakland Images/ Shutterstock.com, 49 (4): Branislav Nenin/ Shutterstock.com, 49 (5): Tstudio/ Shutterstock.com, 49 (6): Pixabay/ pexels.com, 49 (7): cottonbro studio/ pexels.com, 49 (8): Luis Quintero/ pexels.com, 49 (9): PhotoMIX Company/ pexels.com, 49 (10): Brent Hofacker/ Shutterstock.com, 49 (11): Malflower73/ Shutterstock.com, 49 (12): Pixabay/ Shutterstock.com, 49 (13): YULIYA Shustik/ Shutterstock.com, 50 (1): freepik/ freepik.com, 50 (2): Mira Drozdowski/ Shutterstock.com, 50 (3): Nafiha Aziz / Alamy Stock Photo/ alamy.com, 50 (4): Brent Hofacker/ Shutterstock.com, 50 (5): AlexRaths/ istockphoto.com, 50 (6): cottonbro studio/ pexels.com, 50 (7): user3980505/ freepik.com, 50 (8): MEGGI AG/ Shutterstock.com, 50 (9): freepik/ freepik.com, 51 (t): Teri Verbickis/ Shutterstock.com, 51 (1): user3980505/ freepik.com, 51 (2): Joshua Resnick/ Shutterstock.com, 51 (3): Aelaitn YLDIRIM/ Shutterstock.com, 51 (4): Maks Narodenko/ Shutterstock.com, 51 (5): Mara Zergaliter/ stock.adobe.com, 51 (6): Mira Drozdowski/ Shutterstock.com, 53 (bkgd): vm/ gettyimages.com, 54 (1): AGOY16/ Shutterstock.com, 54 (2): LilKar/ Shutterstock.com, 54 (3): Hunt on Photos Studio/ pexels.com, 54 (4): Randy Faris/ gettyimages.com, 54 (5): dotshock/ Shutterstock.com, 54 (6): LilKar/ Shutterstock.com, 54 (7): PhilipYb Studio/ Shutterstock.com, 54 (8): Randy Faris/ gettyimages.com, 54 (9): Alexandre Bringer/ pexels.com, 55 (1): Gotta Be Worth It/ pexels.com, 55 (2): Andrey Andreich/ Shutterstock.com, 55 (3): Fabio Partenheimer/ pexels.com, 55 (4): trendobjects/ Shutterstock.com, 55 (5): bells7/ Shutterstock.com, 55 (6): Anastasia Rумыantseva/ pexels.com, 56 (1): bbernard/ Shutterstock.com, 56 (2): Monstera/ pexels.com, 56 (3): Ashish Rangwala/ pexels.com, 56 (4): Kim Steele/ gettyimages.com, 56 (5): BearFotos/ Shutterstock.com, 56 (6): Андрей/ pexels.com, 56 (7): Undrey/ Shutterstock.com, 56 (8): WESTOCK PRODUCTIONS/ Shutterstock.com, 56 (9): Ashish Rangwala/ pexels.com, 57 (1): Undrey/ Shutterstock.com, 57 (2): RDNE Stock project/ pexels.com, 57 (3): Gustavo Fring/ pexels.com, 57 (4): Undrey/ Shutterstock.com, 57 (5): Monstera/ pexels.com, 57 (6): Brent Sayles/ pexels.com, 57 (7): dotshock/ Shutterstock.com, 58 (1): Salihia Sevim/ pexels.com, 58 (2): Monstera/ pexels.com, 58 (3): Gustavo Fring/ pexels.com, 58 (4): Juan Salamanca/ pexels.com, 59 (1): pinstock/ gettyimages.com, 59 (2): Robert Nagy/ pexels.com, 59 (3): Marta Wave/ pexels.com, 59 (4): Tima Miroshnichenko/ pexels.com, 59 (5): Natalia Bostan/ Shutterstock.com, 59 (6): Monstera/ pexels.com, 59 (7): Robert Nagy/ pexels.com, 59 (8): Felix Lipov/ Shutterstock.com, 59 (9): Tima Miroshnichenko/ pexels.com, 60 (1): Natalia Bostan/ Shutterstock.com, 60 (2): Monstera/ pexels.com, 60 (3): Natalia Bostan/ Shutterstock.com, 60 (4): Marta Wave/ pexels.com, 60 (5): Caleb Oquendo/ pexels.com, 60 (6): George Rudy/ Shutterstock.com, 61 (1): Ahmed akacha/ Shutterstock.com, 61 (2): Roman Samborskiy/ Shutterstock.com, 61 (3): bbernard/ Shutterstock.com, 61 (4): Tima Miroshnichenko/ Shutterstock.com, 61 (5): Undrey/ Shutterstock.com, 61 (6): Andreea Piacquadio/ pexels.com, 61 (8): aerogondo2/ Shutterstock.com, 61 (9): Gustavo Fring/ Shutterstock.com, 62 (1): Alexandre Bringer/ pexels.com, 62 (2): RDNE Stock project/ pexels.com, 62 (3): Raine Nectar/ pexels.com, 62 (4): AGOY16/ Shutterstock.com, 62 (5): LilKar/ Shutterstock.com, 62 (6): Tima Miroshnichenko/ pexels.com, 63 (bkgd): Jordan Siemens/ gettyimages.com, 64 (1): Wirestock Creators/ Shutterstock.com, 64 (2): Pressmaster/ Shutterstock.com, 64 (3): Daniel Chetroni/ Shutterstock.com, 64 (4): Anton Belitskiy/ pexels.com, 64 (5): gorillaimages/ Shutterstock.com, 64 (6): Paul Biris/ gettyimages.com, 64 (7): gorillaimages/ Shutterstock.com, 64 (8): Alexander Grant/ Shutterstock.com, 64 (9): Arina P Habich/ Shutterstock.com, 64 (10): Pressmaster/ Shutterstock.com, 65 (1): Pixabay/ pexels.com, 65 (2): AboutLife/ Shutterstock.com, 65 (3): freepik/ freepik.com, 65 (4): Elizaveta Galitckaia/ Shutterstock.com, 65 (5): DoublePHOTO studio/ Shutterstock.com, 65 (6): i l g h t p o e t / Shutterstock.com, 65 (7): wirestock/ freepik.com, 65 (8): user20678629/ freepik.com, 65 (9): mrsiaphof/ freepik.com, 65 (10): jannoon028/ freepik.com, 66 (1): Maridav/ Shutterstock.com, 66 (2): Nik Ryabukhin/ Shutterstock.com, 66 (3): Supavadee butradee/ Shutterstock.com, 66 (4): iSky/ Shutterstock.com, 66 (5): Maridav/ Shutterstock.com, 67 (2): vgajic/ gettyimages.com, 67 (3): Platoon Studio/ Shutterstock.com, 67 (4): Pressmaster/ Shutterstock.com, 67 (5): gorillaimages/ Shutterstock.com, 67 (6): vgajic/ gettyimages.com, 67 (7): Hero Images Inc./ alamy.com, 68 (1): maxpro/ Shutterstock.com, 68 (2): REDPIXEL.PL/ Shutterstock.com, 68 (3): AboutLife/ Shutterstock.com, 68 (4): Elizaveta Galitckaia/ Shutterstock.com, 69 (1): Aleksandr Ozerov/ Shutterstock.com, 69 (2): Lori Jaeski/ Shutterstock.com, 69 (3): Tashi-Delek/ gettyimages.com, 69 (4): Fotosearch/ gettyimages.com, 69 (5): Rebecca flickr.com, 69 (6): sumroeng chinnapan/ Shutterstock.com, 69 (7): Vera Petrunina/ Shutterstock.com, 69 (8): michelangello/ Shutterstock.com, 69 (9): URAIWONS/ Shutterstock.com, 70 (1): New Africa/ Shutterstock.com, 70 (2): wirestock/ freepik.com, 70 (3): Dinesh Hukmani/ Shutterstock.com, 70 (4): DoublePHOTO studio/ Shutterstock.com, 70 (5): vgajic/ gettyimages.com, 70 (6): Grandpa/ Shutterstock.com, 71 (1): EKATERINA BOLOVTSOVA/ pexels.com, 71 (2): gorillaimages/ Shutterstock.com, 71 (3): Pixabay/ pexels.com, 71 (4): Robert Kneschke/ Shutterstock.com, 71 (5): i l g h t p o e t / Shutterstock.com, 71 (6): prostoaleh/ freepik.com, 71 (7): AboutLife/ Shutterstock.com, 72 (1): LightField Studios Inc. / Alamy Stock Photo/ alamy.com, 72 (2): michelangello/ Shutterstock.com, 72 (3): gorillaimages/ Shutterstock.com, 72 (4): Daniel Chetroni/ Shutterstock.com, 72 (5): oliverong/ Shutterstock.com, 72 (6): Anton Belitskiy/ pexels.com, 74 (1): vgajic/ gettyimages.com, 74 (2): Daniel Chetroni/ Shutterstock.com, 74 (3): iSky/ Shutterstock.com, 74 (4): Aleksandr Ozerov/ Shutterstock.com, 74 (5): Lori Jaeski/ Shutterstock.com, 74 (6): kasakphoto/ Shutterstock.com, 75 (1): db2stock/ robertharding.com, 75 (1): Mac Paverick/ Shutterstock.com, 75 (2): gorillaimages/ Shutterstock.com, 75 (3): Shooter Bob Square Lenses/ Shutterstock.com, 75 (4): Andrey_Popov/ Shutterstock.com, 75 (5): pukach/ Shutterstock.com, 75 (6): i l g h t p o e t / Shutterstock.com, 76 (b): gorillaimages/ Shutterstock.com,

NHÀ XUẤT BẢN ĐẠI HỌC SƯ PHẠM UNIVERSITY OF EDUCATION PUBLISHER

Địa chỉ: Tầng 6, Toà nhà số 128, đường Xuân Thủy, quận Cầu Giấy, TP. Hà Nội **Address:** 6th Floor, Building No. 128, Xuan Thuy street, Cau Giay District, Ha Noi City
Điện thoại: 024.37547735 **Phone:** 024.37547735
Email: uep@hnue.edu.vn
Website: www.nxbdhsp.edu.vn

Chịu trách nhiệm xuất bản: **Responsible for publishing:**
Giám đốc - Tổng biên tập: NGUYỄN BÁ CƯỜNG Director - Editor in chief: NGUYEN BA CUONG

Biên tập viên: **Editors:**
NGUYỄN THUY LINH - NGUYỄN THỊ NHAN NGUYEN THUY LINH - NGUYEN THI NHAN
LƯƠNG MINH HẰNG LUONG MINH HANG

Thiết kế, chế bản và trình bày bìa: **Cover and Book Design:**
NGUYỄN TUẤN MỸ - LÊ HỒNG ANH NGUYEN TUAN MY - LE HONG ANH
NGUYỄN TIẾN DŨNG - NGUYỄN THỊ HỒNG OANH NGUYEN TIEN DUNG - NGUYEN THI HONG OANH

Chịu trách nhiệm bản quyền nội dung và hình ảnh: **Responsible for content and pictures copyright:**
NATIONAL GEOGRAPHIC LEARNING NATIONAL GEOGRAPHIC LEARNING

TIẾNG ANH 4 WONDERFUL WORLD
Sách học sinh
Tập 1

ISBN: 978-604-54-8726-6

In 77.000 cuốn, khổ 19x26.5 cm, Printed 77.000 copies, size 19x26.5 cm,
tại Công ty Cổ phần thương mại in Nhật Nam at Nhat Nam printing trading Joint stock company
Địa chỉ: 007 Lô 1, KCN Tân Bình, phường Tây Thạnh, Address: 007 Lot 1, Tan Binh IZ, Tay Thanh Ward,
quận Tân Phú, Tp. Hồ Chí Minh Tan Phu District, Ho Chi Minh City
Số xác nhận đăng ký xuất bản: 382-2023/CXBIPH/01-17/ĐHSP Publishing registration No.: 382-2023/CXBIPH/01-17/ĐHSP
Quyết định xuất bản số: 875/QĐ-NXBĐHSP ngày 13/06/2023 Decision of Publishing No.: 875/QĐ-NXBĐHSP ngày 13/06/2023
In xong và nộp lưu chiểu Quý 3 năm 2023. Printed and released in the 3rd quarter of 2023.



BINHMINH GROUP
CHẤT LƯỢNG VÀ SỰ TẬN TÂM

binhminh.com.vn
wonderfulworld.vn

TIẾNG ANH

Wonderful

WORLD 4

Sách tiếng Anh 4 - Wonderful World dành cho lớp 4 là một cuốn sách thú vị lấy cảm hứng từ thiên nhiên với triết lí "đem thế giới vào lớp học và đưa lớp học ra ngoài cuộc sống", trong đó học sinh không chỉ được phát triển các kĩ năng tiếng Anh cần có để trở thành công dân toàn cầu thành công mà còn được khám phá những kì quan trên thế giới. Các video đẹp ngoạn mục từ kênh truyền hình nổi tiếng thế giới về thiên nhiên National Geographic cùng các bức ảnh được chụp tại các địa điểm thực tế, với hiệu ứng thị giác mạnh mẽ, sẽ đưa học sinh du ngoạn tới các miền đất trên thế giới và học hỏi về các quốc gia, các nền văn hoá, con người cùng phong tục tập quán ở đó.

Được thiết kế để tối ưu hoá phương pháp giảng dạy hướng đến giao tiếp và tương tác, cuốn sách chứa đựng những kiến thức hấp dẫn khơi dậy trí tò mò của học sinh, và các hoạt động học tập cá nhân hoá giúp học sinh phát triển kĩ năng nghe – nói và phản xạ nói.

Bên cạnh đó, nguồn học liệu trực tuyến sẽ hỗ trợ tốt nhất cho giáo viên, giúp giáo viên dễ dàng đưa thế giới vào lớp học và lớp học cũng trở nên gần gũi hơn với cuộc sống.

Điều tạo nên sự khác biệt của cuốn sách:

- Ngữ liệu phong phú, có khả năng đáp ứng các trình độ học sinh khác nhau, bám sát nội dung quy định trong khung chương trình của Bộ GD&ĐT.
- Tranh mở đầu bài học cuốn hút và định hướng học sinh tới chủ điểm của bài học.
- Trong mỗi bài học, các kiến thức từ vựng và ngữ pháp sẽ được giới thiệu qua tình huống giao tiếp được đặt trong ngữ cảnh cụ thể, giúp học sinh thực hành và vận dụng hiệu quả các kiến thức mới.
- *Let's talk* - hoạt động nói trong ngữ cảnh, giúp học sinh rèn luyện các kiến thức mới học, đồng thời phát triển kĩ năng nghe – nói thông qua hình thức hội thoại.
- *Listen and chant* - hoạt động hỗ trợ phát âm và nhận dạng âm thanh.
- *Listen and sing* - hoạt động ôn tập với bài hát có giai điệu vui nhộn và lời dễ nhớ.
- *Fun time and project* - hoạt động giúp học sinh ôn lại kiến thức bài học thông qua trò chơi, bài tập dự án nhỏ gắn với cuộc sống của các em.
- *Video* - Các bài học sử dụng nội dung các video thực của National Geographic giới thiệu cho học sinh cuộc sống, con người và thiên nhiên của các nước trên thế giới.

Tiếng Anh 4 **WONDERFUL WORLD** bao gồm:

Dành cho học sinh:

- Sách học sinh
- Sách bài tập
- Bộ tài liệu điện tử, phần mềm tương tác

Dành cho giáo viên:

- Sách giáo viên
- Thẻ từ vựng
- Bộ tài liệu điện tử, phần mềm tương tác

wonderfulworld.vn

**NATIONAL
GEOGRAPHIC**
LEARNING

Bringing the world to the classroom
and the classroom to life

ELTNGL.com

A PART OF CENGAGE

ISBN: 978-604-54-8726-6



Giá: 49.000đ