

NGUYỄN THU LỆ HẰNG (Chủ biên)
NGUYỄN MAI PHƯƠNG - PHẠM THANH THUY - TRẦN HOÀNG ANH

TIẾNG ANH

Wonderful WORLD 4

SÁCH HỌC SINH
TẬP 2



NHÀ XUẤT BẢN ĐẠI HỌC SƯ PHẠM



NATIONAL
GEOGRAPHIC
LEARNING

Sách giáo khoa được thẩm định bởi Hội đồng quốc gia thẩm định sách giáo khoa lớp 4
*(kèm theo Quyết định số 1908/QĐ-BGDĐT ngày 11 tháng 7 năm 2022
của Bộ trưởng Bộ Giáo dục và Đào tạo)*

WONDERFUL WORLD STUDENT RESOURCES (INCLUDING AUDIO)

- 1 Truy cập đường link dưới để sử dụng sách điện tử:
<https://wonderfulworld.vn>
- 2 Đăng nhập theo tài khoản đã được kích hoạt theo mã code tại sách Tập 1.

ON THE COVER

A squirrel standing on a branch, United Kingdom
Photo by Shane Young

NGUYỄN THU LỆ HẰNG (Chủ biên)
NGUYỄN MAI PHƯƠNG - PHẠM THANH THUY - TRẦN HOÀNG ANH

TIẾNG ANH

Wonderful WORLD

4

SÁCH HỌC SINH
TẬP 2



NHÀ XUẤT BẢN ĐẠI HỌC SƯ PHẠM




Scope and Sequence

Unit	Vocabulary	Grammar	Pronunciation
Unit 7 Jobs p 05	<ul style="list-style-type: none"> chef, doctor, farmer, photographer, vet in a clinic, in a hospital, in a restaurant, in a studio firefighter, feed animals, put out fires, take care of people 	<ul style="list-style-type: none"> What does he do? - He's a farmer. Where does he work? - He works in a restaurant. What does a vet do? - A vet takes care of animals. 	/d/ doctor /f/ farmer
Unit 8 Technology p 15	<ul style="list-style-type: none"> smartphone, make phone calls, make videos, write emails surf the internet, use the tablet, work in pairs, work in groups change the password, use the computer lab, use the projector, use the speaker 	<ul style="list-style-type: none"> She sometimes makes videos on her smartphone. Teacher, can we use the tablet? - Yes, you can. Who can use the computer lab? - Teachers and students can. 	/z/ use /m/ make
Review 4 (Units 7 – 8) p 25 – p 28			
Unit 9 Places In Town p 29	<ul style="list-style-type: none"> bookshop, fountain, restaurant, street, train station bus stop, post office, shopping centre, supermarket cross the road, go straight, turn left, turn right 	<ul style="list-style-type: none"> Is the fountain in front of or behind the restaurant? - It's in front of the restaurant. Where do we go shopping? - We go shopping at the supermarket. How do we get to the cinema? - Go straight on High Street and then turn right. The cinema is opposite the school. 	'centre 'fountain
Unit 10 On Holiday p 39	<ul style="list-style-type: none"> bay, hill, island, national park eat seafood, make a sandcastle, go sightseeing, row a boat buy presents, send a postcard, stay in a hotel, write in a diary 	<ul style="list-style-type: none"> Which place would you like to visit on holiday? - I'd like to visit Gargano National Park. What do you like doing on holiday? - I like going to the beach and eating seafood. I like flying to new places on holiday, but I don't like going to the airport. 	/b/ holiday /ɔ:/ airport
Review 5 (Units 9 – 10) p 49 – p 52			
Unit 11 Before Our Time p 53	<ul style="list-style-type: none"> yesterday, last week, last month, last year dinosaur, huge, scary, strong cave, dinosaur bones, early people, mammoth 	<ul style="list-style-type: none"> I was at the museum last week. T. rex was a strong dinosaur. The dinosaur wasn't small. 	/ə/ mammoth /ŋ/ strong
Unit 12 Cool Places p 63	<ul style="list-style-type: none"> bridge, castle, temple, tower, village America, Egypt, England, Turkey, Vietnam awesome, boring, exciting, wonderful 	<ul style="list-style-type: none"> Were you at the bridge yesterday? - Yes, we were. Where was he last week? - He was in Egypt. How was your trip to America? - It was exciting. 	/v/ village /ɜ:/ Turkey
Review 6 (Units 11 – 12) p 73 – p 76			
Word list p 77 – p 79			

7

Jobs



Look at the photo. Tick what you can see. 

☐

elephants

☐

sea lions

☐

monkeys

☐

zebras

Animal handlers feed sea lions at the Bronx Zoo, New York City

Lesson 1

1 Listen and point.

Repeat.  TR: 7.1



chef



doctor



farmer



photographer



vet

2 Listen and read. Tick. TR: 7.2

Joey: Look! This is Joel.

He is taking photos of a sea lion.

Minh: Wow, that's cool! Is he a photographer?

Joey: Yes. My father is a photographer, too.

He takes photos of animals.

What does your father do?

Minh: He's a farmer. He's got a big farm.

1 Joel is a ☐ photographer. ☐ farmer.

2 He is taking photos of a ☐ sea lion. ☐ dolphin.

3 Look and say.



1


He is a photographer.



2



3



4



5

4 Listen and repeat. TR: 7.3



1 What does he do?
- He's a farmer.



2 What does she do?
- She's a photographer.

5 Look. Ask and answer.



1

What does he do?

He's a chef.



2



3



4



5

6 Let's talk.

What does your mother do?

She's a doctor.



Lesson 2


1 Listen and point.
Repeat. TR: 7.4



in a
clinic



in a
hospital



in a
restaurant



in a
studio

2 Listen and read. Write. TR: 7.5

Anna: This is my cousin, Andy on TV.
He's cooking in a studio.

Alex: Wow! What does he do?

Anna: He's a chef. He can cook
great food.

Alex: Cool! Where does he work?

Anna: He works in a restaurant
in Hanoi. He can cook
Vietnamese food, too.


- 1 Andy is a _____. He works in a _____ in Hanoi.
- 2 He can cook _____ food.

3 Match and say.

He's a vet. He works in a clinic.



1




2



3



4



5

in a
restaurant

in a
hospital

in a
clinic

in a
studio

in a
field

4 Listen and repeat. TR: 7.6



- 1 Where does he work?
- He works in a restaurant.



- 2 Where does she work?
- She works in the field.

5 Look. Ask and answer.




Where does
uncle Tom work?

He works
on a farm.

- 1 uncle Tom /
on a farm



- 2 teacher Mai /
in a school



- 3 Mr. Lee /
in a studio



- 4 doctor Minh /
in a hospital

6 Listen and chant. TR: 7.7

Vet, vet, vet
Clinic, clinic, clinic
A vet works in a clinic.

Chef, chef, chef
Restaurant, restaurant, restaurant
A chef works in a restaurant.



7 Listen and circle. TR: 7.8

- 1 Joe is a _____.
 a doctor b chef **c vet**
- 2 Joe loves _____.
 a animals b plants c babies
- 3 Joe works _____.
 a on a farm b in a hospital c at a zoo
- 4 Joe _____ elephants, monkeys, tigers and lions.
 a takes care of b plays with c takes photos of

8 Look. Ask and answer.




What does your mother do?

She's a doctor.

Where does she work?

She works in a hospital.

- 1 mother / doctor /
in a hospital




- 2 father / vet /
in a clinic



- 3 uncle / chef /
in a restaurant



- 4 aunt / teacher /
in a school




- 5 brother / photographer
/ in a studio

9 Let's talk.

Where does your father work?

My father works in a hospital.
He's a doctor.



Lesson 3

1 Listen and point.
Repeat.  TR: 7.9



firefighter



feed
animals



put out
fires



take care
of people

2 Listen and tick.   TR: 7.10




- 1 Jack wants to be a vet because he loves ☐ animals. ☐ people.
- 2 Milly wants to be a ☐ firefighter. ☐ photographer.
- 3 A firefighter ☐ takes care of people. ☐ puts out fires.

3 Look and say.


A vet takes care of animals.



1



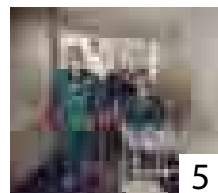
2



3



4



5

takes care of
people

cooks
good food

feeds
animals

takes care of
animals


takes
photos

4 Listen and repeat. TR: 7.11

What does a vet do?
- A vet takes care of animals.







5 Look. Ask and answer.



What does a farmer do?

A farmer
feeds animals.



6 Role-play.

What does he do?

Where does he work?

What does he do
every day?



He's a farmer.

He works
on a farm.

He feeds
animals
on the farm.

7 Listen and repeat. TR: 7.12

doctor
farmer

A doctor takes care of people.
A farmer feeds animals.



8 Listen and chant. TR: 7.13

D, d, d
Doctor, doctor, doctor!
A doctor takes care of
people.

F, f, f
Farmer, farmer, farmer!
A farmer feeds animals.




9 Say it!



- 1 What does a firefighter do?
- A firefighter puts out fires.



- 2 She wants to become a doctor.
A doctor works in a hospital.



- 3 Where does a farmer work?
- A farmer works on a farm.



- 4 What does a chef do?
- A chef cooks great food.

FUN TIME AND PROJECT

1 Game: Guess the jobs.

Where does he work?


What does he do every day?

Is he a vet?

He works in a clinic.

He takes care of animals.

Yes, he is.



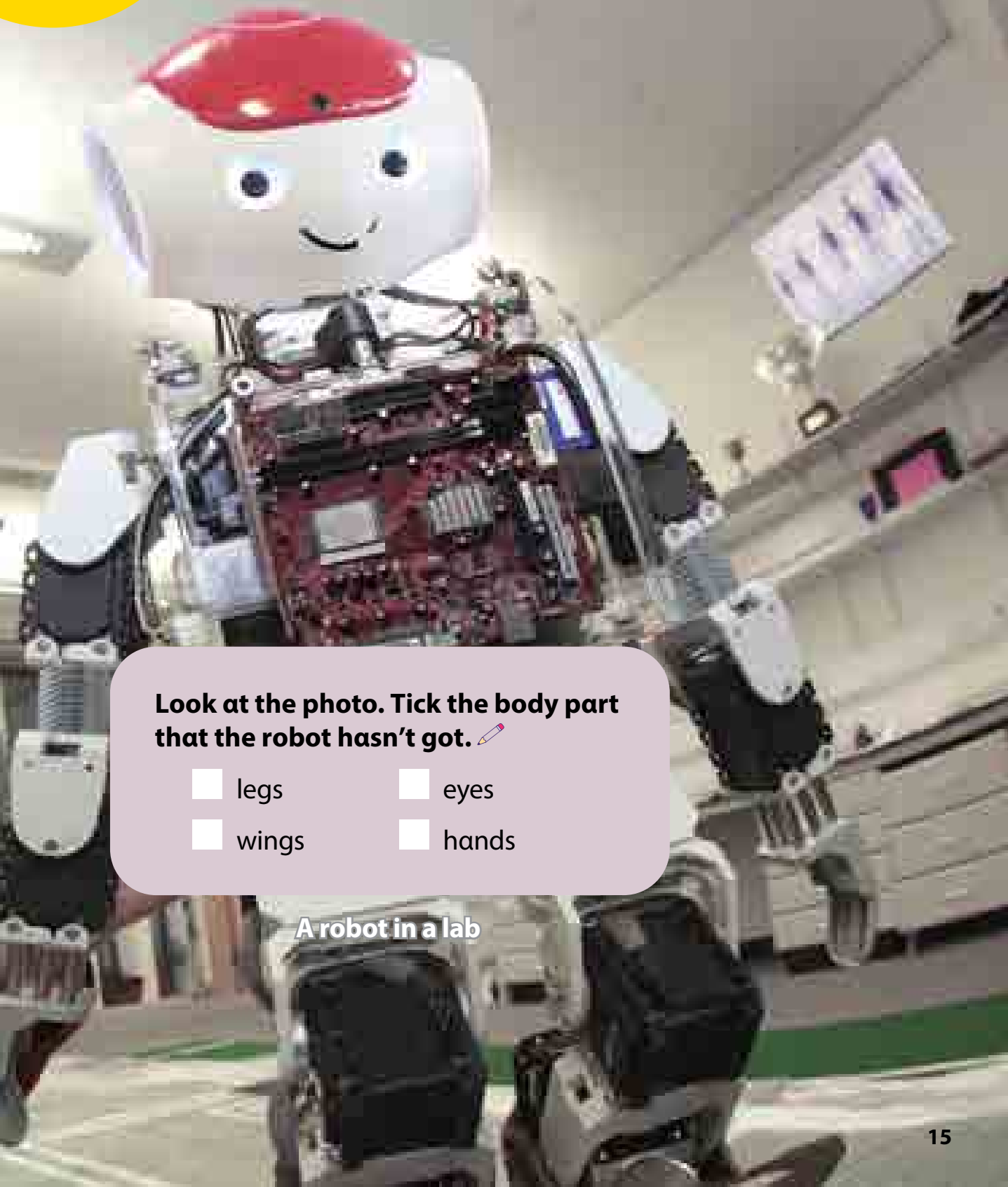
2 Project: My dream job 🏠

I want to be a chef. I can cook good food.
I want to work in a restaurant.



8

Technology



Look at the photo. Tick the body part that the robot hasn't got. 

☐

legs

☐

eyes

☐

wings


☐

hands

A robot in a lab

Lesson 1

1 Listen and point.
Repeat. 🎧 TR: 8.1



smartphone



make
phone calls



make
videos



write
emails

2 Listen and read. Write. ✎ 🎧 TR: 8.2



Linh: Whose phone is it? It's nice!

Luna: It's my new smartphone.

Linh: Wow, what can you do on your smartphone?

Luna: I can take photos and make videos on my phone.

Linh: Cool! Can we write emails on a smartphone?

Luna: Yes, we can. I sometimes write emails on my phone.

What can Luna do on her smartphone?

- She can take _____, make _____ and write _____.

3 Look. Ask and answer.

What can we do on a smartphone?


We can take photos.




1 smartphone /
take photos



2 computer /
learn English



3 smartphone /
make phone
calls




4 computer /
make videos

4 Listen and repeat. TR: 8.3

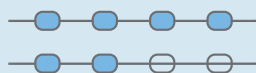


1 She sometimes makes videos on her smartphone.



2 He always learns English on his computer.

always
sometimes



5 Look and say.




Linda sometimes writes emails on her computer.


1 Linda / write emails



2 My brother / make videos



3 Richard / play games



4 Uncle Mark / make phone calls



6 Let's talk.

I always learn English on my smartphone.

That's cool! I sometimes play video games on my smartphone.



play video games	
learn English	
make phone calls	
take photos	
make videos	
write emails	

Lesson 2

1 Listen and point.

Repeat.  TR: 8.4




surf the internet



use the tablet



work in pairs



work in groups

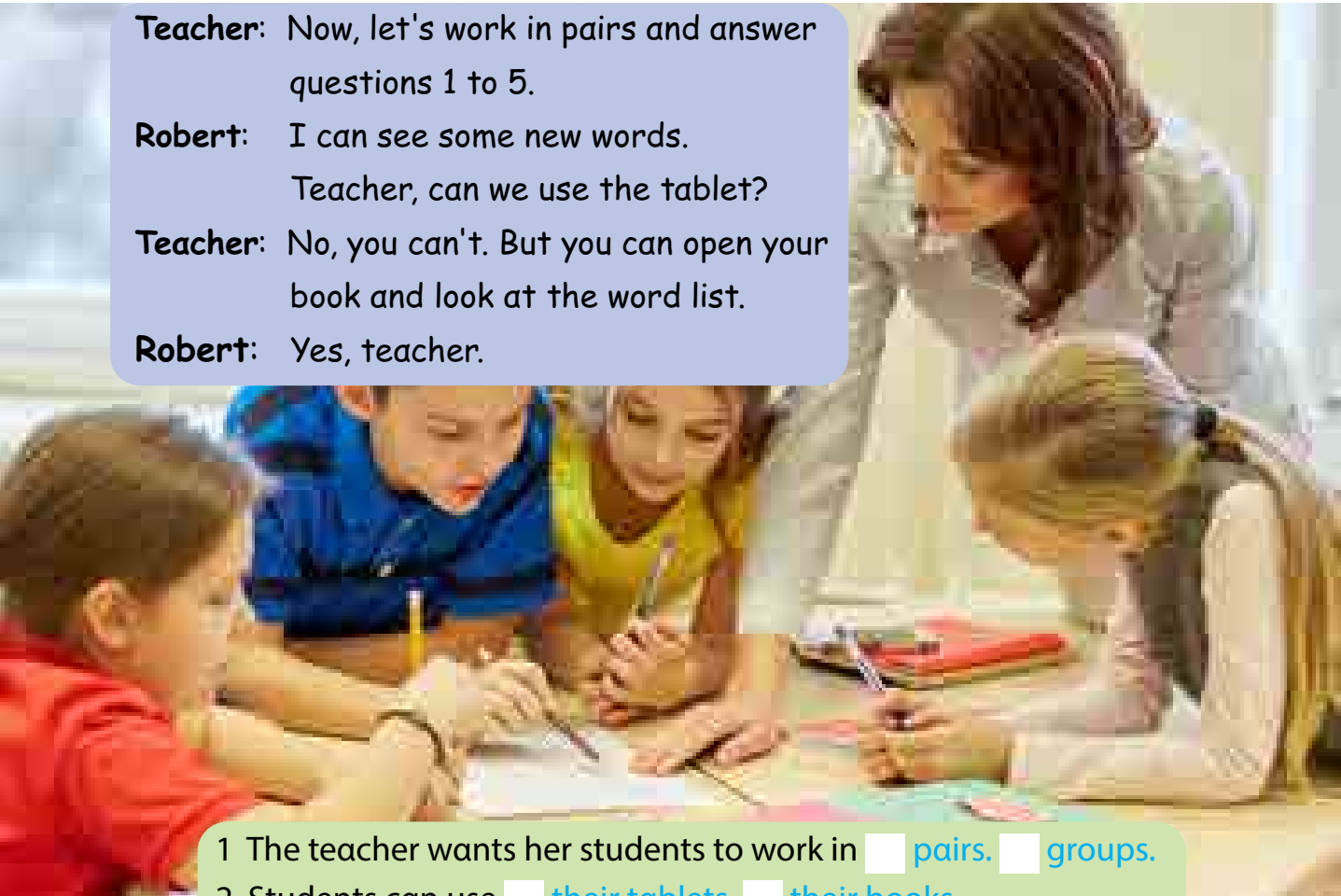
2 Listen and read. Tick. TR: 8.5

Teacher: Now, let's work in pairs and answer questions 1 to 5.

Robert: I can see some new words.
Teacher, can we use the tablet?

Teacher: No, you can't. But you can open your book and look at the word list.

Robert: Yes, teacher.



- 1 The teacher wants her students to work in ☐ pairs. ☐ groups.
- 2 Students can use ☐ their tablets. ☐ their books.

3 Look and say.


Students sometimes work in pairs in class.




1 sometimes



2 sometimes




3 always



4 sometimes

4 Listen and repeat. TR: 8.6




1 Teacher, can we use the tablet?
- Yes, you can.



2 Teacher, can we surf the internet?
- No, you can't.

5 Look. Ask and answer.




1 work in groups

Teacher, can we
work in groups?

Yes, you can.




2 work in pairs



3 use our smartphones



4 surf the internet



5 use the tablet

6 Listen and chant. TR: 8.7

Tablet, tablet, tablet.
Can we use the tablet in class?
Yes, you can. Yes, you can.

Phone, phone, phone.
Can we use the phone in class?
No, you can't. No, you can't.




7 Listen and circle. TR: 8.8

- 1 Laura and her friends _____ learn English together.
 a sometimes **b always** c don't
- 2 They work _____ and do their homework.
 a in class b in pairs c in groups
- 3 There are nice photos and _____ in the units.
 a lessons b colour c videos
- 4 They sometimes use the computer or _____, too.
 a tablet b smartphone c book

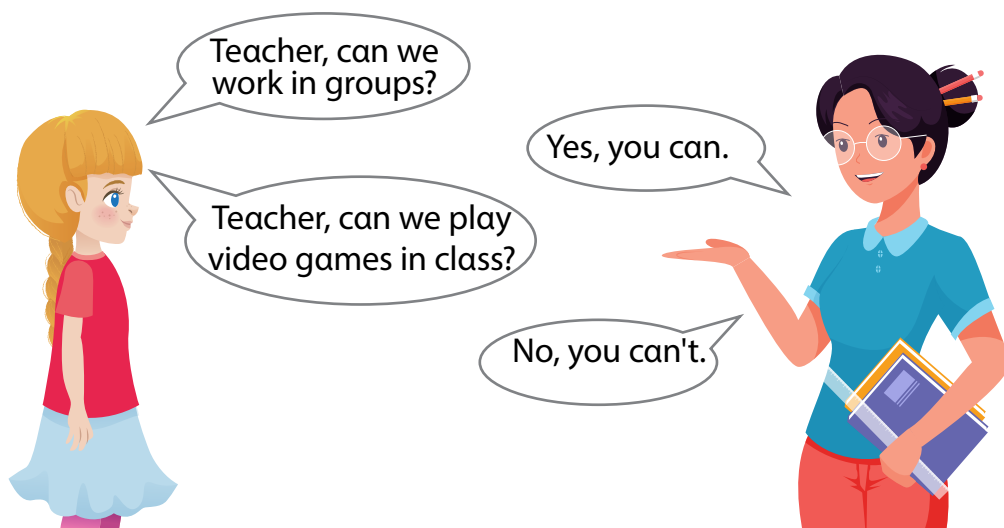
8 Point and say.

We can't use the tablet in class.



9 Let's play.


Ask and answer questions about what you can do in class.





Lesson 3


- 1 Listen and point.**
Repeat.  **TR: 8.9**

use the


**change
the password**


**computer
lab**


projector


speaker

- 2 Listen and write.**   **TR: 8.10**



- 1 Teachers and _____ can use the computer lab.
- 2 They can use the _____ and the speaker in the computer lab.

- 3 Look and say.**

- 1 Students / use the computer lab (✓)
- 2 Students / use the speaker (✗)
- 3 Teachers / change the password (✓)
- 4 Students / use phones in class (✗)
- 5 Teachers / use the projector (✓)

Can students use
the computer lab?

Yes, they can.

4 Listen and repeat. TR: 8.11



- 1 Who can use the computer lab?
- Teachers and students can.



- 2 Who can change the password?
- Teachers can.

5 Match. Ask and answer.

Who can use the computer lab?

Teachers

Students

Teachers and students can.

use the computer lab

make phone calls

use the speaker

change the password

use the projector

surf the internet

6 Let's talk.

Talk about things you can and can't do in the classroom.

We can use the speaker in class.

We can't use smartphones in class.

7 Listen and repeat. TR: 8.12

use
make

I can use my phone at home.


I can make videos on my phone.



8 Listen and chant. TR: 8.13

Z, z, z
Use, use, use
I can use my phone!
I can use my phone!


M, m, m
Make, make, make
I can make videos!
I can make videos!




9 Say it!



1 He can make videos on the computer.



2 Lizzie sometimes uses her tablet at school.



3 Mary always takes photos with her smartphone.



4 Teachers and students can use the computer lab.

FUN TIME & PROJECT

1 Match.

make

change

surf

use

work

write

emails

videos

the tablet

in groups

phone calls

the password

the internet

2 Project: Dos and don'ts at school.

You can use the computer lab
at school.

You can't play video games
in class.

✓ Things you can do

use the computer lab

✗ Things you can't do

play video games

REVIEW 4: Part 1

1 Do the crossword.



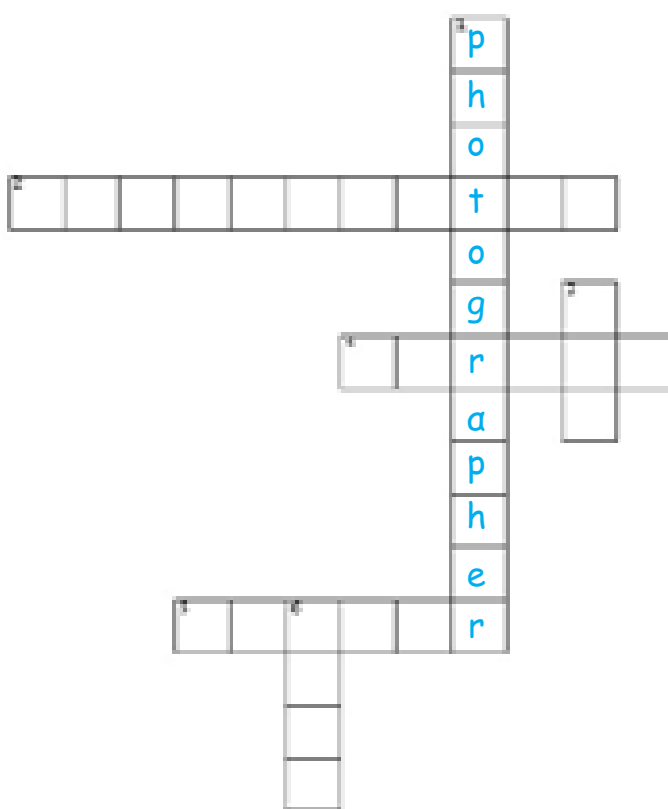
1



2



3



4



5



6

2 Circle.


- 1 My aunt is a **vet** / **doctor**. She takes care of animals.
- 2 Leo works **in a clinic** / **on a farm**. He feeds animals.
- 3 My brother is a **chef** / **firefighter**. He can cook great food.
- 4 Joe is a **photographer** / **farmer**. He takes photos of animals.
- 5 My mother is a **doctor** / **teacher**. She works in a hospital.

3 Match and say.

- | | |
|--------------------------------|---------------------------------|
| 1 What does a vet do? | a My uncle works in a clinic. |
| 2 Where does doctor John work? | b She is a teacher. |
| 3 What does a firefighter do? | c A vet takes care of animals. |
| 4 What does your mother do? | d A firefighter puts out fires. |
| 5 Where does your uncle work? | e He works in a hospital. |

REVIEW 4: Part 2


1 Match.



1



2



3

surf the internet

write emails

a smartphone

use the tablet

make phone calls

change the password



4



5



6

2 Match and say.

1 Can students use their phones in class?

a Yes, he can.

2 Who can change the password?

b No, they can't.

3 Can Mr. John use the computer lab?

c Yes, she can.

4 Can I take photos in class?

d The teachers can.

5 Can Kate make videos on a tablet?

e No, you can't.

3 Write and say.

1 I sometimes _____.

2 My teacher always _____.

3 Teacher, can we _____?

4 Who can _____?


REVIEW 4: Part 3 - Video



1 Which job would you like? Circle.



photographer



firefighter



vet



doctor



farmer



chef

2 What animals can you see in the video? Tick.

☐

rabbit

☐

tiger

☐

penguin

☐

horse

☐

snake

3 Read. Tick T for True or F for False.

1 Photographers have cameras.

T

☐

F

☐

2 Photographers only take photos in studios.

☐
☐

3 Photographers only take photos of animals.

☐
☐

4 In the video, a photographer is working under the sea.


☐
☐

4 What do you want to be? Talk about what you want to do.

I want to be a photographer.
Do you like my photo of a rabbit?



Yes, I do.
It's beautiful!



REVIEW 4: Part 4

1 Let's play with a dice.


Work in pairs and say.



2 Talk about the job of someone you know.

My mother is a doctor.
She works in a hospital.
She takes care of people.

My uncle is a farmer.
He's got a big farm in Nam Dinh.
He always works on the farm.



9

Places In Town

Look at the photo. Tick the things you can see. 

☐

tower

☐

bridge

☐

buildings

☐

boats

CN Tower in Toronto, Canada

Lesson 1


1 Listen and point.
Repeat.  TR: 9.1




bookshop



fountain



restaurant




street



train station

2 Listen and read. Tick.   TR: 9.2



Tom: Wow! There are so many people in the street, Dan!

Dan: That's right. Can we go and play in the fountain near Lotus Restaurant?

Tom: Is the fountain in front of or behind the restaurant?

Dan: It's in front of the restaurant.

Tom: OK, let's go.


The fountain is ☐ in front of ☐ behind the restaurant.

3 Look and say.




1 train station / on
/ Elizabeth street


The train station is on
Elizabeth street.



2 fountain / in front of
/ bookshop



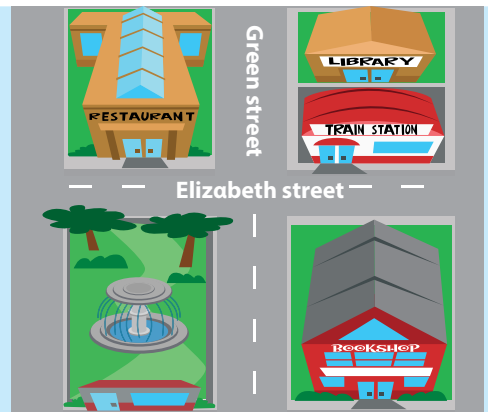
3 restaurant / behind
/ park



4 bookshop / between
/ toy shop and museum

4 Listen and repeat. TR: 9.3

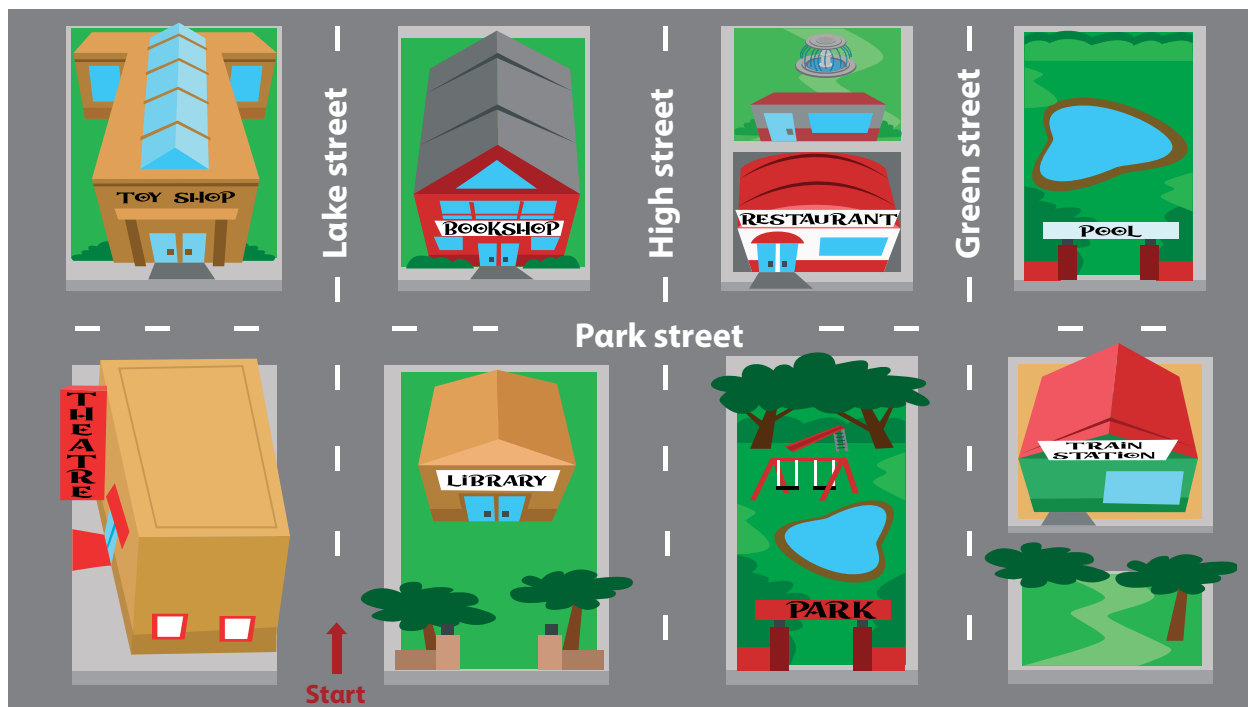
- 1 Is the fountain in front of or behind the restaurant?
- It's in front of the restaurant.
- 2 Is the train station on Elizabeth street or on Green street?
- It's on Elizabeth street.



5 Look and say.

Is the bookshop behind or in front of the library?

It's behind the library.



- 1 bookshop / behind (✓) / in front of (✗) / library
- 2 fountain / on Park street (✗) / on Green street (✓)
- 3 train station / next to (✗) / opposite (✓) / the park
- 4 fountain / opposite (✗) / behind (✓) / restaurant


6 Let's talk. Use the map in 5.

Is the toy shop next to or opposite the theatre?


It's opposite the theatre.

Lesson 2

1 Listen and point.
Repeat. TR: 9.4




bus stop



post office



shopping
centre



supermarket

2 Listen and read. Write. TR: 9.5



Lan: Hi Tom, where do we go shopping in this town?

Tom: We go shopping at the supermarket. On Sunday, we often go to the shopping centre because we can play in the game centre.


Lan: That's fun. Can we go there by bus?

Tom: Yes. There's a bus stop in front of the shopping centre.

Lan: Great!

- 1 They go shopping at the _____.
- 2 On Sunday they often play in the _____.


3 Look and say. Use the map in 2.




Is the post office behind or in front of the toy shop?

- 1 behind / in front of / toy shop


It's in front of the toy shop.



- 2 next to / in front of / fountain



- 3 behind / in front of / toy shop



- 4 opposite / behind / library

4 Listen and repeat. TR: 9.6

Where do we go shopping?

- We go shopping at the supermarket.



5 Look and say.



Where do we
buy apples?

We buy apples at
the supermarket.

1 buy apples / supermarket



2 buy comic books
/ bookshop



3 go shopping / shopping centre



4 get bus 22 / bus stop
in front of the post office

6 Listen and chant. TR: 9.7

Where do we buy apples?
At the supermarket.





Where do we buy vegetables?
At the supermarket.

Where do we buy ice-cream?
At the supermarket.

Yeah, there are so many things
at the supermarket.



7 Listen and circle. TR: 9.8



8 Match and say.

Where do we buy food and drinks?

At the supermarket.


- 1 buy food and drinks
- 2 go to see plants and flowers
- 3 play on the seesaw
- 4 surf the internet at school

- a computer lab
- b playground
- c supermarket
- d park

9 Let's talk.

Where do we buy toy cars?

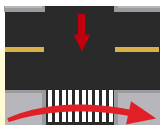
At the toy shop.



Lesson 3

1 Listen and point.

Repeat. TR: 9.9



cross
the road



go
straight



turn left



turn right

2 Listen and write. TR: 9.10




The cinema is _____ the school.


3 Look and say. Use the map in 2.

Where is the museum?


Go straight on High street.
The museum is opposite the library.




1 museum



2 restaurant



3 library



4 supermarket

4 Listen and repeat. TR: 9.11

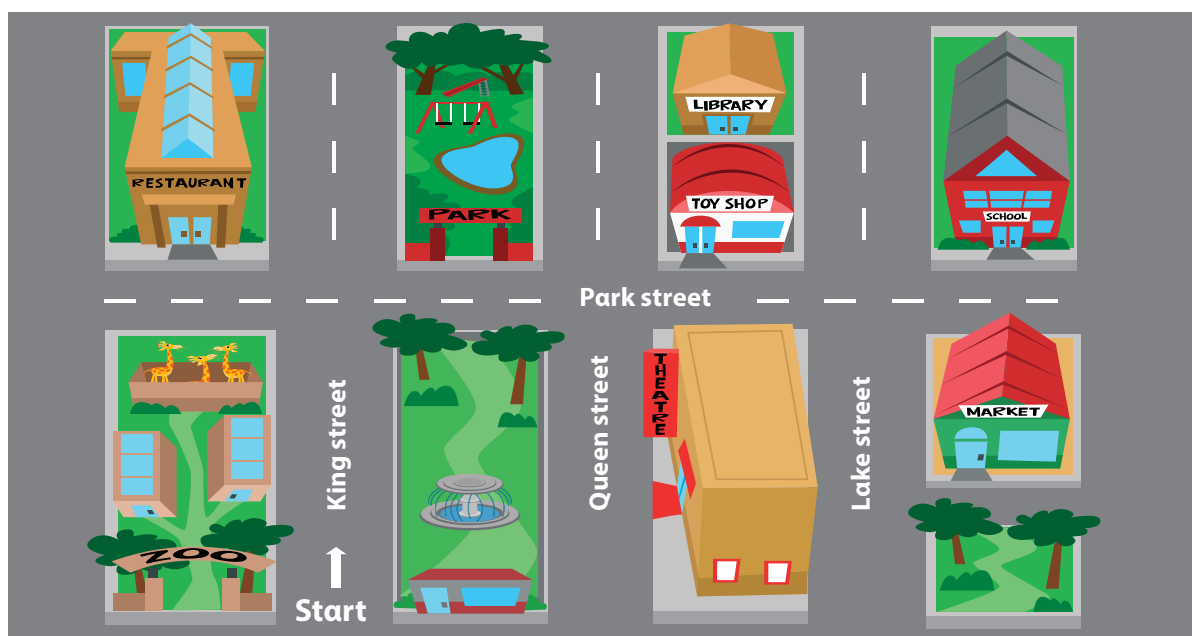
How do we get to the cinema?

- Go straight on High street and then turn right.
The cinema is opposite the school.

5 Look and say.

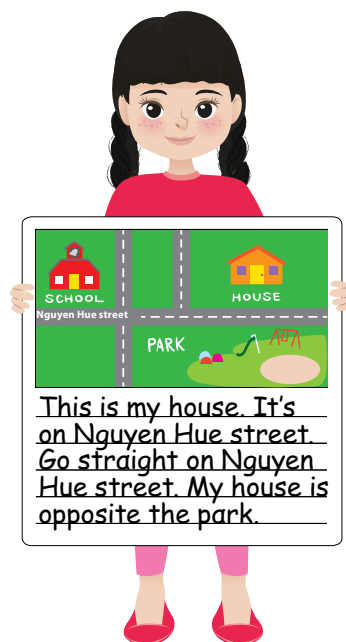
How do we get to the toy shop?

We go straight on King street, and then turn right. The toy shop is opposite the theatre.



6 Draw and write. Say.

This is my house. It's on Nguyen Hue street...



This is my house. It's on Nguyen Hue street. Go straight on Nguyen Hue street. My house is opposite the park.


7 Listen and repeat. TR: 9.12

'centre

'fountain

We're in the shopping centre.

We're playing in the new fountain.



8 Listen and chant. TR: 9.13

Statue, statue, statue!

Centre, centre, centre!

We can see a statue in the centre.

Fountain, fountain, fountain!

Tower, tower, tower!

We can see a fountain near the tower.



9 Say it!



1 The building is next to the river.



2 They're shopping in an old village.




3 We buy books at the bookshop.



4 The fountain is in front of the market.

FUN TIME & PROJECT

1 Find and circle.



1



3



5

B	C	E	N	D	A	X	I	N	G	T	U	M	E
F	I	E	S	U	P	E	R	M	A	R	K	E	T
O	N	G	G	I	T	Y	Z	X	S	G	I	M	U
U	B	O	O	K	S	H	O	P	I	G	H	T	S
N	O	B	I	O	A	H	S	T	G	Y	H	U	T
T	R	A	I	N	S	T	A	T	I	O	N	I	R
A	M	C	T	D	P	G	R	G	B	V	I	X	E
I	B	A	B	U	S	S	E	O	P	A	R	L	E
N	J	U	N	T	L	I	E	C	V	H	N	H	T
M	I	C	B	U	S	S	T	O	P	S	T	A	N



2



4



6


2 Project: Your street

I live on Park street. There are many interesting places. We often go shopping in Chadstone Plaza. It's opposite my house.



10

On Holiday



Look at the photo. Tick the things you see. ✎

☐

trees

☐

door

☐

giraffe


☐

rug


Giraffe Manor, a hotel in Nairobi, Kenya

Lesson 1


1 Listen and point.
Repeat. 🎧 TR: 10.1



bay



hill



island



national park


2 Listen and read. Write. ✎ 🎧 TR: 10.2



I'm on a train to Italy. I'd like to visit Gargano National Park. I'm so excited because I can enjoy the trip with my family.
Which place would you like to visit on holiday?


- 1 The boy is on a _____ to Italy.
- 2 He'd like to visit _____.

3 Look and say.




1 Phang Nga Bay


I'd like to visit Phang Nga Bay.



2 Cypress Hills



3 Cat Ba Island



4 Bach Ma National Park


4 Listen and repeat. TR: 10.3

Which place would you like to visit on holiday?

- I'd like to visit Gargano National Park.




5 Look and say.




1 Ho Chi Minh City

Which place would you like to visit on holiday?


I'd like to visit Ho Chi Minh City.



2 Ba Na Hills



3 Phu Quoc Island



4 Phong Nha-Ke Bang National Park

6 Let's talk.

Ask and answer questions about a place you'd like to visit.

Which place would you like to visit on holiday?

What can we do in Ho Chi Minh City?

I'd like to visit Ho Chi Minh City.

We can visit Ben Thanh market.



Lesson 2

1 Listen and point.

Repeat.  TR: 10.4

2 Listen and read.

Match.   TR: 10.5



eat
seafood



make
a sandcastle



go
sightseeing



row
a boat

Lan: Where are you flying to, Emma?

Emma: To Sweden. I'm so excited.

Lan: Wow! That's great.

Emma: Yeah. I like going sightseeing on holiday.
There are many interesting places in
Stockholm. How about you?
What do you like doing on holiday?

Lan: I like going to the beach and eating
seafood.

Emma: That's fantastic.


1 Emma

a likes going to the beach.

2 Lan

b likes going sightseeing.


3 Look and say.



1 Hon Mun Island
/ row a boat

What can we do on
Hon Mun Island?


We can row a boat.



2 Ha Long Bay
/ eat seafood



3 Nha Trang Beach
/ make a sandcastle



4 Ho Chi Minh City
/ go sightseeing

4 Listen and repeat. TR: 10.6

What do you like doing on holiday?

- I like going to the beach and eating seafood.



5 Look and say.



1 eat seafood

What do you like doing on holiday?

I like eating seafood.



2 make a sandcastle



3 go sightseeing



4 row a boat

6 Listen and sing. TR: 10.7

What do you like doing on holiday?

I like going to the beach.

I like making a sandcastle.

What do you like doing on holiday?

I like going to the town.

I like going sightseeing.

What about you?



7 Listen and match. TR: 10.8

I'm	I like visiting	I like
Linh	mountains	rowing a boat
Mai	Ha Long Bay	going sightseeing
Minh	beach	going hiking
Phong	towns and cities	making a sandcastle

Note: Lines connect Linh to mountains, beach to making a sandcastle, and towns and cities to making a sandcastle.

8 Complete the table.

Brainstorm different places in Vietnam and activities you can do there.

Places	Activities
<u>Sam Son beach</u>	<u>make a sandcastle</u>
_____	_____
_____	_____
_____	_____
_____	_____


9 Let's talk.

Which place would you like to visit on holiday?	I'd like to visit Sam Son beach.
What do you like doing at Sam Son beach?	I like making a sandcastle.

	Places	Activities
1	<u>Linh</u> <u>Sam Son beach</u>	<u>making a sandcastle</u>
2	_____	_____
3	_____	_____
4	_____	_____

Lesson 3

1 Listen and point.
Repeat. TR: 10.9



buy
presents



send
a postcard



stay
in a hotel




write in
a diary

2 Listen and match. TR: 10.10



Ralph




Charlotte



Nana

- | | |
|-------------------|---|
| 1 Ralph likes | a writing in her diary. |
| 2 Nana likes | b buying presents and sending a postcard. |
| 3 Charlotte likes | c staying in a hotel. |


3 Look and say.




- 1 buy presents
for my best friend

What do you like
doing on holiday?


I like buying presents
for my best friend.



- 2 send a postcard
to my grandma



- 3 stay in a hotel




- 4 write in my diary
about my trip

4 Listen and repeat. TR: 10.11

I like flying to new places on holiday,
but I don't like going to the airport.



5 Look and say.




I like going to the
beach on holiday,
but I don't like
eating seafood.




- 1 go to the beach (✓)
/ eat seafood (✗)

- 2 visit an island (✓)
/ row a boat (✗)




- 3 buy presents (✓)
/ send a postcard (✗)



- 4 write in my diary (✓)
/ write about food (✗)

6 Let's talk.

I like going to the
beach on holiday, ...



... but I don't like
making a sandcastle.



7 Listen and repeat. TR: 10.12

h**o**liday

air**p**ort

I like going sightseeing on h**o**liday.

I can go to the air**p**ort by bus or by taxi.



8 Listen and chant. TR: 10.13


Airport, airport, airport!

I like flying from a nice airport.


Holiday, holiday, holiday!

I like having a long holiday.

I like flying from a nice airport and
having a long holiday.



9 Say it!




1 We are crossing the street.



2 I don't like going to
the airport.




3 I'd like to stay at home
and play board games.




4 The hotel is opposite
the beach.

FUN TIME & PROJECT


1 Match.



1



3



5

buy presents


go sightseeing

write in a diary

make a sandcastle

send a postcard


row a boat



2




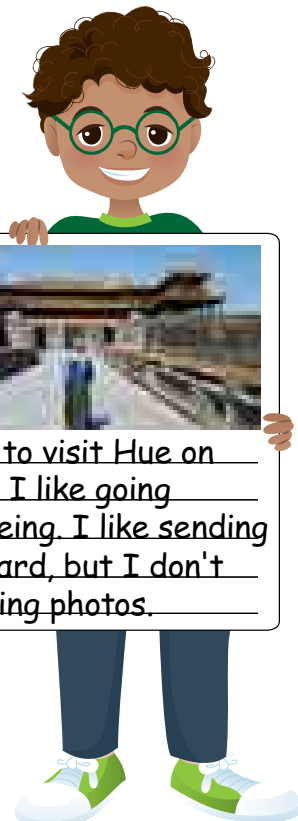
4



6

2 Project: Your travel plan

I'd like to visit Hue on holiday. I like going sightseeing.



I'd like to visit Hue on holiday. I like going sightseeing. I like sending a postcard, but I don't like taking photos.


Review 5: Part 1

1 Circle.


- 1 We buy vegetables at the supermarket / fountain.
- 2 To go to the train station, **turn** / **cross** right on First street.
- 3 The bookshop is on Ba Trieu **street** / **bus stop**.
- 4 The post office is **opposite** / **next** the shopping centre.

2 Point and say.

Post office



1




2



3



4



5

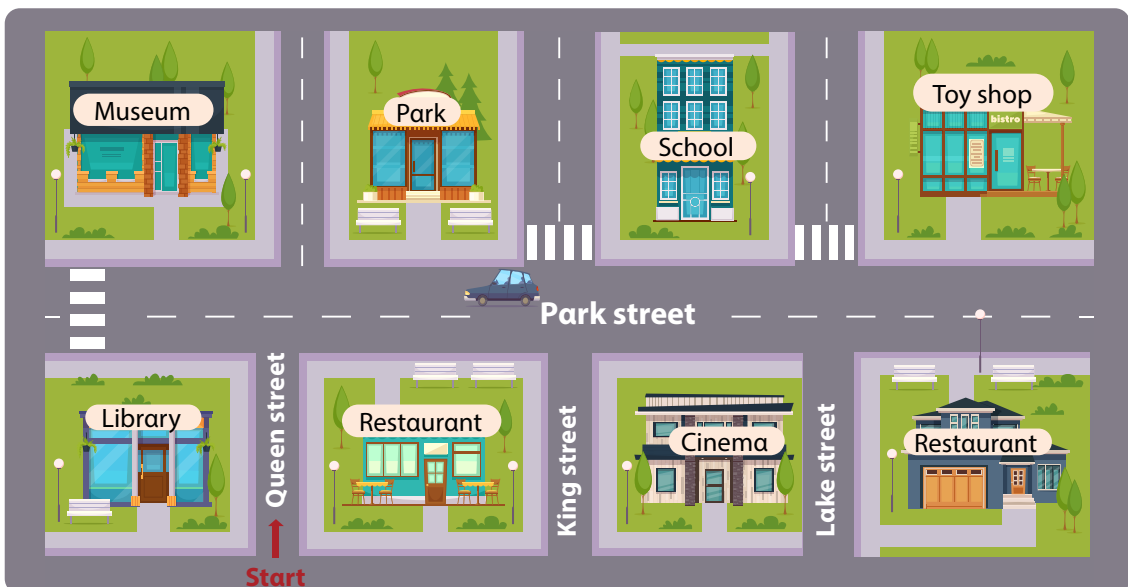


6

3 Let's play.

Go straight on Queen street, and then turn left. It's opposite the library.

Museum!




Review 5: Part 2


1 Do the crossword.





1




3




5



2



4



6

2 Circle.

1 **When** / **What** do you like doing on holiday?

- I like going hiking or camping.

2 **Which** / **Who** place would you like to visit on holiday?

- I'd like to visit Cuc Phuong National Park.

3 I like going sightseeing on holiday, **but** / **or** I don't like walking a lot.

4 I like **staying** / **going** in nice hotels on holiday.

3 Let's talk.

Work in pairs. Talk about what you like doing and what you don't like doing on holiday.

I like going to the beach,
but I don't like swimming.



I like going camping,
but I don't like going
hiking.



Review 5: Part 3 - Video



1 Circle. What do you like doing on holiday?

- | | |
|-------------------|------------------|
| go sightseeing | buy presents |
| eat seafood | row a boat |
| send a postcard | stay in a hotel |
| make a sandcastle | write in a diary |

2 Tick. What can you see in the video?

- | | |
|--------------------------|------------|
| <input type="checkbox"/> | restaurant |
| <input type="checkbox"/> | train |
| <input type="checkbox"/> | tower |
| <input type="checkbox"/> | plane |
| <input type="checkbox"/> | mountain |

3 Read. Tick T for True or F for False.

- 1 The Imperial Palace is a castle.
- 2 The Sensoji Temple is a new building.
- 3 You can go to the top of the Tokyo Skytree.
- 4 You can see Mount Fuji from the train.

T	F
<input type="checkbox"/>	<input type="checkbox"/>
<input type="checkbox"/>	<input type="checkbox"/>
<input type="checkbox"/>	<input type="checkbox"/>
<input type="checkbox"/>	<input type="checkbox"/>

Review 5: Part 4

1 List activities you like and do not like doing on holiday. 

I like

- _____
- _____
- _____
- _____
- _____

I don't like

- _____
- _____
- _____
- _____
- _____


2 Ask and answer questions about a place you would like to visit on holiday.

Which place would you like to visit on holiday?

How would you get there?

I'd like to visit Mount Fuji.

By bus.



11

Before Our Time

Look. Tick what you can see. 

☐

rocks

☐

sun

☐

hill

☐

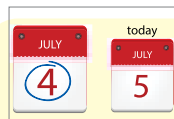
street

Nine Mile Canyon, Utah, USA

Lesson 1

1 Listen and point.
Repeat. TR: 11.1

2 Listen and read. Circle. TR: 11.2



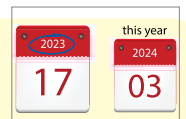
yesterday



last week



last month



last year



Leon: We were at the museum yesterday.

Lisa: Cool! I was at the museum last week. It was fun.

Leon: Our history lesson at the museum was great!


1 Leon was at the museum yesterday. / last week.

2 Lisa was at the museum yesterday. / last week.

3 Write and say.



1 y e s t e r d a y



2 l _ _ _ w _ _ k




3 _ a _ _ _ _ t h



4 _ _ s _ _ e a _


4 Listen and repeat. TR: 11.3



1 I was at the museum last week.




2 He was at the shopping centre yesterday.




3 They were at the restaurant last month.

5 Look and say.



She was at the museum yesterday.




1 She / at the museum / yesterday

2 We / at the supermarket / last week



3 She / at the airport / last month



4 My friend and I / at the bus stop / yesterday

6 Let's talk.

Talk about where you were yesterday, last week, last month and last year.

I was at the post office yesterday. How about you?

Cool!

I was at the park with my family yesterday.


Lesson 2

1 Listen and point.


Repeat.  TR: 11.4



dinosaur



huge

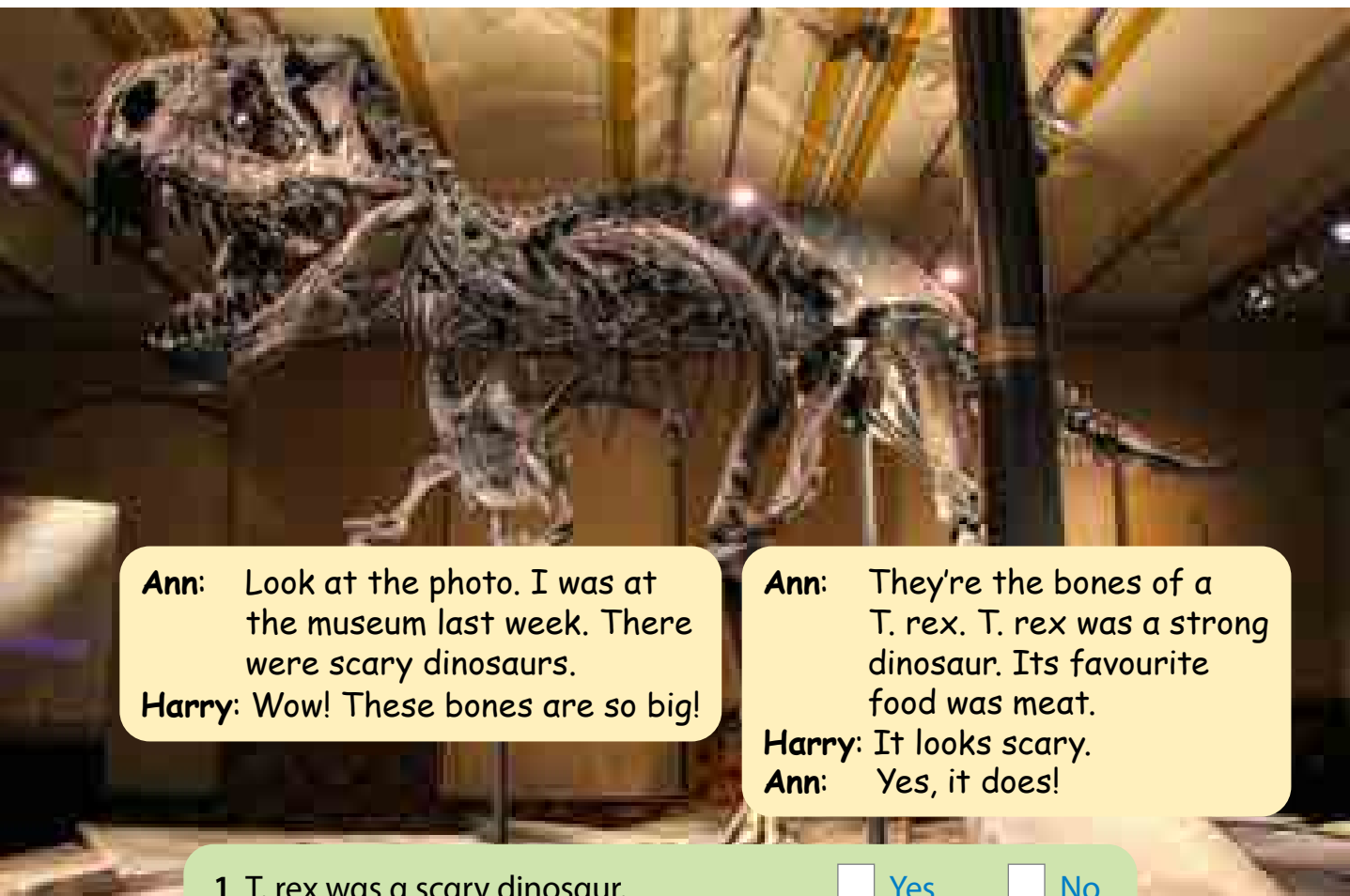


scary



strong

2 Listen and read. Tick. TR: 11.5



Ann: Look at the photo. I was at the museum last week. There were scary dinosaurs.

Harry: Wow! These bones are so big!

Ann: They're the bones of a T. rex. T. rex was a strong dinosaur. Its favourite food was meat.

Harry: It looks scary.

Ann: Yes, it does!

1 T. rex was a scary dinosaur.

☐

Yes

☐

No

2 Its favourite food was meat.

☐


Yes

☐


No

3 Look and say.


T. rex was scary.



1 T. rex / scary



2 T. rex / strong



3 T. rex / huge

4 Listen and repeat.  TR: 11.6




1 T. rex was a strong dinosaur.



2 They were scary dinosaurs.

5 Look and say.



1 T. rex / big dinosaur

T. rex was a
big dinosaur.



2 They / scary dinosaurs



3 T. rex / strong dinosaur




4 They / huge dinosaurs

6 Listen and chant.  TR: 11.7

T. rex was
a big dinosaur.
Big, big dinosaur!

Its favourite
food was meat.
Meat, meat, meat!



7 Listen. Tick T for True or F for False. TR: 11.8

- 1 Apatosaurus was a scary dinosaur.
- 2 Its head was big.
- 3 Its tail was long.
- 4 Its favourite food was meat.


T F

<input type="checkbox"/>	<input type="checkbox"/>
<input type="checkbox"/>	<input type="checkbox"/>
<input type="checkbox"/>	<input type="checkbox"/>
<input type="checkbox"/>	<input type="checkbox"/>




8 Look and say.

Name: Stegosaurus
Size: big, with a small head
Food: plants

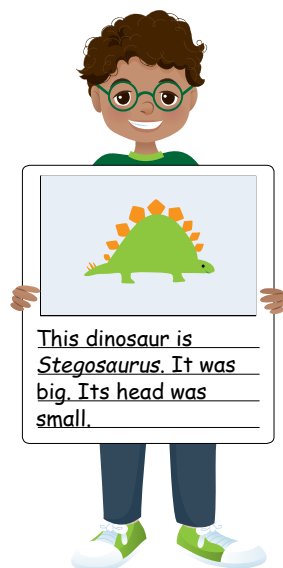



Look at the dinosaur.
 It's *Stegosaurus*.

Name: Apatosaurus
Size: big, with a long neck,
 a long tail
Food: plants



Name: Triceratops
Size: big, with strong and
 big legs
Food: plants



9 Let's talk.

Talk about your favourite dinosaur.

What's your favourite dinosaur?



My favourite dinosaur is...

Lesson 3

1 Listen and point.

Repeat.  TR: 11.9



cave



dinosaur
bones




early
people



mammoth


2 Listen and circle. TR: 11.10




- 1 Early people were **tall.** / **small.**
- 2 Their homes were in **houses.** / **dark caves.**
- 3 The dinosaur bones were **small.** / **big.**

3 Look and say.


Mammoths were **big.**




1 mammoths
/ big



2 early people
/ small




3 dark cave
/ big




4 dinosaur bones
/ scary

4 Listen and repeat. TR: 11.11



1 The dinosaur wasn't small.



2 Early people weren't tall.


wasn't = was not
weren't = were not

5 Look and say.




T. rex wasn't friendly.

1 T. rex / not / friendly



2 mammoths / not / dinosaurs




3 many dinosaurs / not / small



4 early people / not / tall

6 Draw and say.

Look at the mammoth.
It was a big elephant.
It was friendly. It wasn't scary.




7 Listen and repeat. TR: 11.12

mamm^oth

strong^{ng}

Mamm^oths were strong^{ng}.



8 Listen and chant. TR: 11.13

Mammoths, mammoths, mammoths!
Mammoths were
big elephants.


Strong, strong, strong!
Mammoths were
really strong.




9 Say it!



1 My dog was very
strong and clever.



2 Early people were small
but they were strong.



3 T. rex was a strong dinosaur.



4 Mammoths were strong.

FUN TIME & PROJECT

1 Find and circle.



1



3




5

J	M	A	M	M	O	T	H	P	L	Y	Q
T	E	L	L	I	B	L	U	Q	U	B	C
I	J	L	Q	E	Y	M	G	N	S	B	G
L	G	A	X	C	A	V	E	M	C	B	J
X	Q	J	Y	G	E	X	C	X	A	P	I
J	R	D	I	N	O	S	A	U	R	Z	E
L	T	S	T	R	O	N	G	S	Y	V	S
U	Y	E	S	T	E	R	D	A	Y	A	T



2



4



6

2 Project: Before our time

Colour the dinosaurs. Then describe each dinosaur.



Look at this dinosaur.
Its head was small.



12

Cool Places



Look. Tick what you see. 

☐

plants

☐

sun

☐

clouds

☐


river

Hohenzollern Castle


Lesson 1

1 Listen and point.


Repeat. TR: 12.1



bridge




castle



temple



tower



village

2 Listen and read. Tick. TR: 12.2

These are the photos of my family trip last week. Look! We were at the Golden Bridge. We were at the castle, too.

Wow! Look at this, were you at the temple?

No, we weren't. We were in the old village.

And how about this photo? Were you at the tower?

Yes, we were.

Sophie


Tomas

Last week, Tomas and his family were

<input type="checkbox"/>	at the bridge.
<input type="checkbox"/>	in the village.
<input type="checkbox"/>	at the castle.
<input type="checkbox"/>	at the temple.
<input type="checkbox"/>	at the tower.


3 Look and say.

I wasn't at the tower.
I was at the bridge.



1

at the tower (✗)
at the bridge (✓)



2


in the village (✗)
at the temple (✓)




3

at the bridge (✗)
at the castle (✓)

4 Listen and repeat. TR: 12.3




1 Were you at the bridge yesterday?
- Yes, we were.



2 Was she in the village last week?
- No, she wasn't.


5 Look and say.



1 they / at the bridge
/ last month

Were they at the
bridge last month?


No, they weren't.



2 my mum / at the temple
/ yesterday



3 we / at the tower / last week



4 my grandfather /
in the village / yesterday

6 Let's talk.

Talk about where you were yesterday, last week, last month and last year.

Were you at the tower
yesterday?


No, I wasn't.
I was at home.

Yes, I was. How about you?
Were you at the temple?



Lesson 2

1 Listen and point.
Repeat. TR: 12.4



America



Egypt



England



Turkey



Vietnam

2 Listen and read. Tick. TR: 12.5

Kate: Hi, Tim. You look happy.
Where were you last week?

Tim: I was in Egypt with my family.
We were on holiday.

Kate: That's cool!

Tim: And how about you?

Kate: Well, I was in America,
Turkey, England and
Vietnam. My family and I
were on a long trip last
month.

Tim: Wow! That's fantastic!



1 Tim was in ☐ Egypt ☐ Vietnam ☐ Turkey last week.

2 Kate was in ☐ Vietnam ☐ Turkey ☐ England and
☐ America ☐ Egypt last month.

3 Look and say.

Were you in America last week?

No, we weren't.



4 Listen and repeat.  TR: 12.6



1 Where was he last week?
- He was in Egypt.



2 Where were you last month?
- We were in Vietnam.


5 Look and say.

Where was your father last week?


He was in Turkey.



1 my father / last week



2 I / last month



3 my cousins / last year

6 Listen and chant.  TR: 12.7

England or America?
Where were you last week?
I was in England.

Vietnam or Egypt?
Where were they last month?
They were in Vietnam.

England and America
Vietnam and Egypt.
All are really cool!



7 Listen and circle. TR: 12.8

- 1 My mother was in the village / city.
- 2 I was in **Vietnam** / Egypt.
- 3 My grandfather and grandmother were in the old city in **Turkey** / Vietnam.
- 4 My brother was in **Turkey** / America last year.
- 5 We were in **England** / America last week.

8 Write and say.

Where were you last Saturday?

I was on the farm.

My Diary	
Last Saturday:	Last month:
<u>on the farm</u>	
Last Sunday:	
	Last year:
Last week:	

9 Let's talk.

Hi, Tomas. Where were you last Sunday?

I was at home.

Name	Tomas	
Last Saturday	at school	
Last Sunday	at home	
Last week	at Ha Long Bay	
Last month		
Last year		



Lesson 3

1 Listen and point.
Repeat.  TR: 12.9

awesome boring exciting wonderful

2 Listen and tick.   TR: 12.10




- 1 Sam was in the ☐ village ☐ city last week.
2 His trip to the village was ☐ exciting. ☐ boring. ☐ awesome.

3 Look and say.

Where were you last week?

We were in England.




1 last week
/ England



2 last month
/ America



3 last year
/ Vietnam




4 last year
/ Turkey

4 Listen and repeat. TR: 12.11




- 1 How was your trip to America?
- It was exciting.



- 2 How was their trip to Vietnam?
- It was awesome.

5 Look and say.



- 1 your trip to Turkey
/ exciting

How was your trip
to Turkey?

It was exciting.



- 2 his trip to Egypt
/ awesome



- 3 her trip to Vietnam
/ wonderful



- 4 their trip to England
/ boring

6 Let's talk.

Where were you last summer?

I was at Ha Long Bay in June,
and I was in Ha Giang in July.

How was your trip to Ha Giang?

It was awesome.

7 Listen and repeat. TR: 12.12

village
Turkey

We were in an old village in Turkey last week.




8 Listen and chant. TR: 12.13


Village, village, village!
We were in
an old village.

Turkey, Turkey, Turkey!
We were in
beautiful Turkey.


We were in
a beautiful village
in beautiful Turkey.



9 Say it!



1 He was in an old village
in Vietnam.



2 Her trip to Turkey
was interesting.






3 Our trip to a village
in Turkey was wonderful.




4 My trip to the village last
week was awesome.

FUN TIME & PROJECT

1 Look and match.



- 1 tower
- 2 bridge
- 3 castle
- 4 Egypt
- 5 temple
- 6 village



2 Project: My cool trip




Last year I was in...
My trip to...was...

Review 6: Part 1

1 Look and write.



dinosaur



2 Find the words.

H	E	X	C	I	T	I	N	G	I
X	X	Y	M	V	H	X	D	X	D
E	G	Y	P	T	A	M	I	R	J
O	C	R	A	V	T	G	N	A	M
J	P	U	V	I	O	T	O	W	A
Q	K	F	L	L	W	U	S	E	M
T	E	M	P	L	E	R	A	S	M
C	P	G	A	A	R	K	U	O	O
G	E	Y	G	G	E	E	R	M	T
J	B	O	N	E	Y	Y	X	E	H

awesome
bone
dinosaur
Egypt
exciting
mammoth
temple
tower
Turkey
village

3 Match and say.

The cat was in our garden last week.

- | | |
|-----------------------|------------------------------|
| 1 The cat was in | a a scary dinosaur. |
| 2 He was at the | b dark caves. |
| 3 T. rex was | c our garden last week. |
| 4 Mammoths weren't | d clever and strong. |
| 5 Early people were | e dinosaurs. |
| 6 Their homes were in | f dinosaur museum yesterday. |

Review 6: Part 2

1 Listen and write T for *True* or F for *False*. TR: 12.14

- 1 The girl and her family were in Hoi An last week. ☒ F
- 2 Her family were in the town centre. ☐
- 3 Their favourite food in Hoi An was chicken rice. ☐
- 4 Their favourite activity in Hoi An was swimming. ☐
- 5 The girl and her family were happy in Hoi An. ☐



2 Write.

- 1 Were you at school yesterday? _____
- 2 Were your friends at your house last weekend? _____
- 3 Was your grandpa in England last year? _____
- 4 Was your teacher friendly in the last lesson? _____

3 Let's talk.


I was at the dinosaur museum with my sister yesterday. It was exciting.

I was at home.

No, it wasn't. It was fun.

Cool! And where were you last Sunday?

Was it boring?



Review 6: Part 3 - Video




1 Which places do you often see in a town? Circle.




temple




tower




cave



castle



bridge



village

2 What can you see in the video? Tick.

☐ village

☐ temple

☐ tower

☐ bridge

☐ castle

☐ cave

3 Read. Tick T for *True* or F for *False*.

1 The castle was large.

☐
☐

2 The castle was really beautiful.

☐
☐

3 The bridge was behind the castle.

☐
☐

4 There were many trees around the castle.

☐
☐

Review 6: Part 4

1 Look and circle.




1




2



3



4



5

- 1 Tom was on the mountain / at the tower yesterday.
- 2 Sarah was in class / on a trip last week.
- 3 We were at the bridge / castle last month.
- 4 They were in Vietnam / Egypt last year.
- 5 We were at the temple / castle yesterday.

2 Write and say.

Where were you last summer?

How was your trip?



I was in Nha Trang.
There was a long beach.

It was cool.

Number	Name	Place	Notes
1	Sophie	Nha Trang	cool trip long beach
2			
3			
4			
5			

WORD LIST

English words	Pronunciation	Meaning
America	/ə'merikə/	nước Mỹ
awesome	/ɪ'ɔ:səm/	tuyệt vời, đáng kinh ngạc
bay	/beɪ/	vịnh
bookshop	/ˈbʊkʃɒp/	hiệu sách
boring	/ˈbɔ:ɪŋ/	tẻ nhạt, chán
bridge	/brɪdʒ/	cầu
bus stop	/bʌs stɒp/	bến xe buýt
castle	/ˈkɑ:sl/	lâu đài
cave	/keɪv/	hang, động
change the password	/tʃeɪndʒ ðə 'pɑ:swɜ:d/	thay đổi mật khẩu
chef	/ʃef/	bếp trưởng
clinic	/ˈklɪnɪk/	phòng khám chữa bệnh
computer lab	/kəm'pjʊ:tə(r) læb/	phòng máy tính
cross the road	/krɒs ðə rəʊd/	đi qua đường
dinosaur	/ˈdaɪnəsɔ:(r)/	khủng long
dinosaur bone	/ˈdaɪnəsɔ:(r) beɪn/	xương khủng long
doctor	/ˈdɒktə(r)/	bác sĩ
Early people	/ˈɜ:li 'pi:pl/	người tiền sử
Egypt	/ˈi:dʒɪpt/	Ai Cập
England	/ˈɪŋɡlənd/	nước Anh
exciting	/ɪk'saɪtɪŋ/	hứng thú
farmer	/ˈfɑ:mə(r)/	nông dân
feed animals	/fi:d 'ænɪmlz/	cho các loài vật ăn
firefighter	/ˈfaɪəfaɪtə(r)/	lính cứu hoả
fountain	/ˈfaʊntən/	đài phun nước
go sightseeing	/gəʊ 'saɪtsi:ɪŋ/	đi ngắm cảnh
go straight	/gəʊ streɪt/	đi thẳng
hill	/hɪl/	đồi
hospital	/ˈhɒspɪtl/	bệnh viện
hotel	/həʊ'tel/	khách sạn
huge	/hju:dʒ/	khổng lồ, rất lớn
island	/ˈaɪlənd/	đảo
last month	/lɑ:st mʌnθ/	tháng trước
last week	/lɑ:st wi:k/	tuần trước
last year	/lɑ:st jɪə(r)/	năm ngoái
make a sandcastle	/meɪk ə sænd 'kɑ:sl/	xây lâu đài cát
make phone calls	/meɪk fəʊn kɔ:lz/	gọi điện thoại

English words	Pronunciation	Meaning
make videos	/meɪk 'vɪdɪəʊz/	<i>làm video</i>
mammoth	/ 'mæməθ/	<i>voi ma mút</i>
national park	/ 'næʃnəl pɑ:k/	<i>vườn quốc gia</i>
photographer	/fə 'tɒgrəfə(r)/	<i> nhiếp ảnh gia</i>
post office	/pəʊst 'ɒfɪs/	<i>bưu điện</i>
presents	/ 'preznts/	<i>những món quà</i>
projector	/prə 'dʒektə(r)/	<i>máy chiếu</i>
put out fires	/pʊt aʊt 'faɪəz/	<i>dập lửa</i>
restaurant	/ 'restrɒnt/	<i>nhà hàng</i>
row a boat	/rəʊ ə bəʊt/	<i>chèo thuyền</i>
scary	/ 'skeəri/	<i>đáng sợ</i>
seafood	/ 'si:fu:d/	<i>hải sản</i>
send a postcard	/send ə 'pəʊstkɑ:d/	<i>gửi bưu thiếp</i>
shopping centre	/ 'ʃɒpɪŋ 'sentə(r)/	<i>trung tâm mua sắm</i>
smartphone	/ 'sma:tfəʊn/	<i>điện thoại thông minh</i>
speaker	/ 'spi:kə(r)/	<i>loa</i>
street	/stri:t/	<i>đường phố</i>
strong	/strɒŋ/	<i>khỏe mạnh</i>
studio	/ 'stju:diəʊ/	<i>phòng quay, trường quay</i>
supermarket	/ 'su:pəma:kɪt/	<i>siêu thị</i>
surf the internet	/sɜ:f ði 'ɪntənət/	<i>lướt mạng</i>
take care of	/teɪk keə(r) əv/	<i>chăm sóc</i>
temple	/ 'templ/	<i>đền</i>
tower	/ 'taʊə(r)/	<i>tháp</i>
train station	/treɪn 'steɪʃn/	<i>ga tàu hỏa</i>
Turkey	/ 'tɜ:ki/	<i>Thổ Nhĩ Kỳ</i>
turn left	/tɜ:n left/	<i> rẽ trái</i>
turn right	/tɜ:n raɪt/	<i> rẽ phải</i>
use the tablet	/ju:z ðə 'tæblət/	<i>dùng máy tính bảng</i>
vet	/vet/	<i>bác sĩ thú y</i>
Vietnam	/ ,vi:et'na:m/	<i>Việt Nam</i>
village	/ 'vɪlɪdʒ/	<i>ngôi làng</i>

English words	Pronunciation	Meaning
wonderful	/ˈwʌndəfl/	<i>tuyệt vời</i>
work in groups	/wɜ:k ɪn gru:ps/	<i>làm việc nhóm</i>
work in pairs	/wɜ:k ɪn peə(r)z/	<i>làm việc theo cặp</i>
write emails	/raɪt ˈi:meɪlz/	<i>viết thư điện tử, viết email</i>
write in a diary	/raɪt ɪn ə ˈdaɪəri/	<i>viết nhật kí</i>
yesterday	/ˈjestədeɪ/	<i>ngày hôm qua</i>

National Geographic Learning,
a Cengage Company

Tiếng Anh 4 *Wonderful World* - Sách học sinh

Tiếng Anh 4 *Wonderful World* - Sách học sinh
được biên tập từ quyển sách *Wonderful World 2*
Student's Book (2nd Edition) thuộc bản quyền
của NXB National Geographic Learning,
một phần của NXB Cengage.

Publishing copyright belongs to University of
Education Publisher. Any forms of full or
partial reproduction or distribution without
prior written permission of University of
Education Publisher are against the law.

We always look forward to receiving your
comments to make the book better. Any
suggestions on books, contacts about
manuscripts and copyright services, please
send to our email address: nxb@hnue.edu.vn

© 2022 Cengage Learning Vietnam Company Limited

This edition is reprinted from selected pages from *Wonderful World 2*,
second edition, by license from Cengage Learning, Inc., for sale in
Vietnam only.

Cengage Learning is the owner of the copyright in this publication
and all the artwork, designs, stories, articles, reports, commentaries,
interviews, photographs and other works used in or prepared in relation
to this publication.

Binh Minh Technology Joint Stock Company and University of
Education Publisher are authorized by Cengage Learning Vietnam
Company Limited to publish, print, distribute, and sell exclusively this
customized reprint edition in Vietnam.

ALL RIGHTS RESERVED. No part of this work covered by the copyright
herein may be reproduced or distributed in any form or by any means,
without the prior written permission of the copyright owner.

"National Geographic", "National Geographic Society" and the Yellow
Border Design are registered trademarks of the National Geographic
Society ® Marcas Registradas

For permission to use material from this text or product, submit all
requests online at cengage.com/permissions

Further permissions questions can be emailed to
permissionrequest@cengage.com

ISBN: 978-604-54-8727-3

University of Education Publisher

6th floor, Building No. 128, Xuan Thuy Street
Dich Vong Hau Ward, Cau Giay District
Ha Noi City, Viet Nam

Cengage Learning Vietnam Company Limited

Suite 1111, 11th Floor, Zen Plaza Building
54-56 Nguyen Trai Street, District 1
Ho Chi Minh City, Vietnam

National Geographic Learning

Cheriton House, North Way,
Andover, Hampshire,
SP10 5BE, United Kingdom

Locate your local office at international.cengage.com/region

Visit National Geographic Learning online at ELTNGL.com

Visit our Asia website at www.cengageasia.com

Illustration Credits

Scott Burroughs/Deborah Wolfe LTD (spot); Kat Uno/Astound (mascots). Freepik.com. Shutterstock.com

Photography Credits

5 (bkgd): littlenySTOCK/ Shutterstock.com, 6 (1): vectorfusionart/ Shutterstock.com, 6 (2): Terry Vine/ mediabakery.com, 6 (3): Naypong Studio/ Shutterstock.com, 6 (4): Westend61 GmbH / Alamy Stock Photo/ alamy.com, 6 (5): wavebreakmedia/ Shutterstock.com, 6 (6): Maridav/ Shutterstock.com, 6 (7): Maridav/ Shutterstock.com, 6 (8): wavebreakmedia/ Shutterstock.com, 6 (9): Pavel Danilyuk/ pexels.com, 6 (10): artursafronovvv/ freepik.com, 6 (11): DoDo PHANTHAMALY/ pexels.com, 7 (1): Naypong Studio/ Shutterstock.com, 7 (2): Dikushin Dmitry/ Shutterstock.com, 7 (3): artursafronovvv/ freepik.com, 7 (4): Terry Vine/ mediabakery.com, 7 (5): wavebreakmedia/ Shutterstock.com, 7 (6): Pressmaster/ Shutterstock.com, 8 (1): Anna Shvets/ pexels.com, 8 (2): Andrea Piacquadio/ pexels.com, 8 (3): birchrestaurant.com, 8 (4): https://www.entrepreneur.com, 8 (5): elnurfreepik/ freepik.com, 8 (6): wavebreakmedia/ Shutterstock.com, 8 (7): artursafronovvv/ freepik.com, 8 (8): Chadchai Krisadapong/ Shutterstock.com, 8 (9): DoDo PHANTHAMALY/ pexels.com, 8 (10): Marielle Eudes/ twitter.com, 9 (1): artursafronovvv/ freepik.com, 9 (2): DoDo PHANTHAMALY/ pexels.com, 9 (3): anandoart/ Shutterstock.com, 9 (4): Pressmaster/ Shutterstock.com, 9 (5): metamorworks/ Shutterstock.com, 9 (6): Dragon Images/ Shutterstock.com, 9 (7): Tatyana Vyc/ Shutterstock.com, 10 (1): cottonbro studio/ pexels.com, 10 (2): Hananeko_Studio/ Shutterstock.com, 10 (3): BAZA Production/ Shutterstock.com, 10 (4): Twinstphoto/ Shutterstock.com, 10 (5): Chadchai Krisadapong/ Shutterstock.com, 11 (1): Mandie Inman/ Shutterstock.com, 11 (2): anandoart/ Shutterstock.com, 11 (3): Calibri Studio/ Shutterstock.com, 11 (4): artgraphic060/ freepik.com, 11 (5): Calibri Studio/ Shutterstock.com, 11 (6): wavebreakmedia/ Shutterstock.com, 11 (7): artursafronovvv/ freepik.com, 11 (8): Min An/ pexels.com, 11 (9): DoDo PHANTHAMALY/ pexels.com, 11 (10): Marielle Eudes/ twitter.com, 12 (1): Tatyana Vyc/ Shutterstock.com, 12 (2): anandoart/ Shutterstock.com, 12 (3): artgraphic060/ freepik.com, 12 (4): Hassan OUAJBIR/ pexels.com, 12 (5): Calibri Studio/ Shutterstock.com, 12 (6): artursafronovvv/ freepik.com, 13 (1): anandoart/ Shutterstock.com, 13 (2): Dragon Images/ Shutterstock.com, 13 (3): Calibri Studio/ Shutterstock.com, 13 (4): artgraphic060/ freepik.com, 13 (5): Gül İşık/ pexels.com, 13 (6): artursafronovvv/ freepik.com, 14 (1): Tatyana Vyc/ Shutterstock.com, 15 (bkgd): Peter Cade/ gettyimages.com, 16 (1): JÉSHOOTS/ pexels.com, 16 (2): Andrea Piacquadio/ pexels.com, 16 (3): George Milton/ pexels.com, 16 (4): Rawpixel.com/ Shutterstock.com, 16 (5): Ylanite Koppens/ pexels.com, 16 (6): Dean Droboto/ pexels.com, 16 (7): Ground Picture/ Shutterstock.com, 16 (8): Andrea Piacquadio/ pexels.com, 16 (9): Jonathan Borba/ pexels.com, 17 (1): Red Fox studio/ Shutterstock.com, 17 (2): Ground Picture/ Shutterstock.com, 17 (3): Rawpixel.com/ Shutterstock.com, 17 (4): Jonathan Borba/ pexels.com, 17 (5): Karolina Grabowska/ pexels.com, 17 (6): Pressmaster/ Shutterstock.com, 18 (1): https://dx.smartosc.com, 18 (2): cottonbro studio/ pexels.com, 18 (3): Ground Picture/ Shutterstock.com, 18 (4): Ground Picture/ Shutterstock.com, 18 (5): Ground Picture/ Shutterstock.com, 18 (6): Ground Picture/ Shutterstock.com, 18 (7): cottonbro studio/ pexels.com, 18 (8): Ground Picture/ Shutterstock.com, 18 (9): https://dx.smartosc.com, 19 (1): Prostock-studio/ Shutterstock.com, 19 (2): dx.smartosc.com, 19 (3): Ground Picture/ Shutterstock.com, 19 (4): Ground Picture/ Shutterstock.com, 19 (5): JÉSHOOTS/ pexels.com, 19 (6): dx.smartosc.com, 19 (7): cottonbro studio/ pexels.com, 19 (8): Pincasso/ Shutterstock.com, 20 (1): dx.smartosc.com, 20 (2): Ground Picture/ Shutterstock.com, 20 (3): Ground Picture/ Shutterstock.com, 20 (4): JÉSHOOTS/ pexels.com, 20 (5): dx.smartosc.com, 20 (6): samer daboul/ pexels.com, 21 (1): Bartolomiej Pietrzyk/ Shutterstock.com, 21 (2): janeb13/ pixabay.com, 21 (3): Overdose Studio/ Shutterstock.com, 21 (4): Ayazvibe/ Shutterstock.com, 21 (5): Gustavo Fring/ Shutterstock.com, 22 (1): goodluz/ Shutterstock.com, 22 (2): Bartolomiej Pietrzyk/ Shutterstock.com, 23 (1): Maria Orlova/ pexels.com, 23 (2): simtechdev.com, 23 (3): Jonathan Borba/ pexels.com, 23 (4): Prostock-studio/ Shutterstock.com, 23 (5): goodluz/ Shutterstock.com, 23 (6): Gustavo Fring/ Shutterstock.com, 25 (2): kal9/ istockphoto.com, 25 (3): wavebreakmedia/ Shutterstock.com, 25 (4): DoDo PHANTHAMALY/ pexels.com, 25 (5): Terry Vine/ mediabakery.com, 25 (6): vectorfusionart/ Shutterstock.com, 26 (1): Andrea Piacquadio/ pexels.com, 26 (2): dx.smartosc.com, 26 (3): JÉSHOOTS/ pexels.com, 26 (4): Rawpixel.com/ Shutterstock.com, 26 (5): cottonbro studio/ pexels.com, 26 (6): Rawpixel.com/ Shutterstock.com, 27 (t): artin Harvey/ gettyimages.com, 27 (1): Westend61 GmbH / Alamy Stock Photo/ alamy.com, 27 (2): kal9/ istockphoto.com, 27 (3): wavebreakmedia/ Shutterstock.com, 27 (4): Terry Vine/ mediabakery.com, 27 (5): Naypong Studio/ Shutterstock.com, 27 (6): vectorfusionart/ Shutterstock.com, 29 (bkgd): TravelScape/ freepik.com, 30 (1): Tuur Tisseghem/ pexels.com, 30 (2): Igor Lushchay/ Shutterstock.com, 30 (3): John_T/ Shutterstock.com, 30 (4): Josh Sorenson/ pexels.com, 30 (5): Leslie Toh/ pexels.com, 30 (6): Frank and Helena/ offset.com, 30 (7): Leslie Toh/ pexels.com, 30 (8): Igor Lushchay/ Shutterstock.com, 30 (9): John_T/ Shutterstock.com, 30 (10): Tuur Tisseghem/ pexels.com, 32 (1): Igor Zvencom/ Shutterstock.com, 32 (2): 1000 Words/ Shutterstock.com, 32 (3): Pixabay/ pexels.com, 32 (4): Sorbis/ Shutterstock.com, 32 (5): 1000 Words/ Shutterstock.com, 32 (6): Igor Zvencom/ Shutterstock.com, 32 (7): Sorbis/ Shutterstock.com, 32 (8): Pixabay/ pexels.com, 33 (1): Sorbis/ Shutterstock.com, 33 (2): Erik Scheel/ pexels.com, 33 (3): Ali Khalil/ pexels.com, 33 (4): Pixabay/ pexels.com, 33 (5): 2p2play/ Shutterstock.com, 33 (6): Emma Cate/ pexels.com, 34 (1): Natalia García Prieto/ pexels.com, 34 (2): Pixabay/ pexels.com, 34 (3): Igor Lushchay/ Shutterstock.com, 34 (4): user21908677/ freepik.com, 34 (5): Walid Ahmad/ pexels.com, 34 (6): Igor Zvencom/ Shutterstock.com, 34 (7): Sorbis/ Shutterstock.com, 34 (8): 1000 Words/ Shutterstock.com, 35 (3): FocusDzign/ Shutterstock.com, 35 (4): FocusDzign/ Shutterstock.com, 35 (5): Matheus Viana/ pexels.com, 35 (6): Pixabay/ pexels.com, 35 (7): Rafael Cosquiere/ pexels.com, 35 (8): Sorbis/ Shutterstock.com, 37 (1): Tuur Tisseghem/ pexels.com, 37 (2): Igor Lushchay/ Shutterstock.com, 37 (3): David Henry/ pexels.com, 37 (4): Walid Ahmad/ pexels.com, 37 (5): C A/ pexels.com, 37 (6): Tuur Tisseghem/ pexels.com, 37 (7): Natasa Dav/ pexels.com, 38 (1): hallojulie/ Shutterstock.com, 38 (2): Igor Lushchay/ Shutterstock.com, 38 (3): Tuur Tisseghem/ pexels.com, 38 (4): Igor Zvencom/ Shutterstock.com, 38 (5): Leslie Toh/ pexels.com, 38 (6): Sorbis/ Shutterstock.com, 38 (7): Josh Sorenson/ pexels.com, 39 (bkgd): mitry Vozdvizhenskiy/ Shutterstock.com, 40 (1): Pixabay/ pexels.com, 40 (2): Liza Fotios/ pexels.com, 40 (3): Sophie Dale/ pexels.com, 40 (4): TBone Lee/ Shutterstock.com, 40 (5): dn290383sas/ freepik.com, 40 (6): Golf-Photo/ Shutterstock.com, 40 (7): Russ Hein/ Shutterstock.com, 40 (8): Jimmy Tran/ Shutterstock.com, 41 (1): leoks/ Shutterstock.com, 41 (2): Nguyen Quang Ngoc Tonkin/ Shutterstock.com, 41 (3): Hien Phung Thu/ Shutterstock.com, 41 (4): DreamArchitect/ Shutterstock.com, 41 (5): Aoshi VN/ Shutterstock.com, 42 (1): Nadin Sh/ pexels.com, 42 (2): NadyaEugene/ Shutterstock.com, 42 (3): Porapak Apichidilok/ pexels.com, 42 (4): Natalya Erofeeva/ Shutterstock.com, 42 (5): Vicente Viana Martinez/ pexels.com, 42 (6): Natalya Erofeeva/ Shutterstock.com, 42 (7): Nadin Sh/ pexels.com, 42 (8): Nadin Sh/ pexels.com, 42 (9): Nguyen Quang Ngoc Tonkin/ Shutterstock.com, 43 (1): Roberto Nickson/ pexels.com, 43 (2): Nadin Sh/ pexels.com, 43 (3): Jo Kassisi/ pexels.com, 43 (4): Porapak Apichidilok/ pexels.com, 43 (5): Natalya Erofeeva/ Shutterstock.com, 43 (6): Nadin Sh/ pexels.com, 45 (1): Any Lane/ pexels.com, 45 (2): simonend/ freepik.com, 45 (3): Grafixart_photo Samir BELHAMRA/ pexels.com, 45 (4): Ketut Subiyanto/ pexels.com, 45 (5): Hero Images Inc. / Alamy Stock Photo/ alamy.com, 45 (6): Westend61 / Nicole Matthews/ westend61.de, 45 (7): jean Schweitzer / Alamy Stock Photo/ alamy.com, 45 (8): Kamil Macniak/ Shutterstock.com, 45 (9): simonend/ freepik.com, 45 (10): Konstantinos Eleftheriadis/ pexels.com, 45 (11): Karolina Grabowska/ pexels.com, 46 (1): Tim Gouw/ pexels.com, 46 (2): Nadin Sh/ pexels.com, 46 (3): Natalya Erofeeva/ Shutterstock.com, 46 (4): simonend/ freepik.com, 46 (5): Karolina Grabowska/ pexels.com, 47 (1): Tim Gouw/ pexels.com, 47 (2): vaalaa/ Shutterstock.com, 47 (3): Te lensFix/ pexels.com, 47 (4): Pavel L Photo and Video/ Shutterstock.com, 47 (5): vaalaa/ Shutterstock.com, 47 (6): Yan Krukauf/ pexels.com, 47 (7): Konstantinos Eleftheriadis/ pexels.com, 48 (1): Natalya Erofeeva/ Shutterstock.com, 48 (2): Ketut Subiyanto/ pexels.com, 48 (3): NadyaEugene/ Shutterstock.com, 48 (4): simonend/ freepik.com, 48 (5): Porapak Apichidilok/ pexels.com, 48 (6): Any Lane/ pexels.com, 48 (7): Son Tung Tran/ Shutterstock.com, 49 (1): 1000 Words/ Shutterstock.com, 49 (2): FocusDzign/ Shutterstock.com, 49 (3): I Wei Huang/ Shutterstock.com, 49 (4): GagoDesign/ Shutterstock.com, 49 (5): GagoDesign/ Shutterstock.com, 49 (6): Igor Zvencom/ Shutterstock.com, 50 (1): TBone Lee/ Shutterstock.com, 50 (2): simonend/ freepik.com, 50 (3): Any Lane/ pexels.com, 50 (4): Natalya Erofeeva/ Shutterstock.com, 50 (5): Sophie Dale/ pexels.com, 50 (6): NadyaEugene/ Shutterstock.com, 51 (t): BAMBELL/ Shutterstock.com, 53 (bkgd): haryhayashi/ gettyimages.com, 54 (m): Torychemistry/ Shutterstock.com, 55 (1): Pavel L Photo and Video/ Shutterstock.com, 55 (2): linkedin.com, 55 (3): William Perugini/ Shutterstock.com, 55 (4): Matheus Viana/ pexels.com, 55 (5): Sorbis/ Shutterstock.com, 55 (6): Gustavo Fring/ pexels.com, 55 (7): Ketut Subiyanto/ pexels.com, 56 (1): JIANG HONGYAN/ Shutterstock.com, 56 (2): Pikoso.kz/ Shutterstock.com, 56 (3): Rida M/ Shutterstock.com, 56 (4): LstockStudio/ stock.adobe.com, 56 (5): Massimo Todaro/ Shutterstock.com, 56 (6): allvision/ stock.adobe.com, 56 (7): Lucas George Wendt/ unsplash.com, 56 (8): freestyle_images/ stock.adobe.com, 57 (1): Lucas George Wendt/ unsplash.com, 57 (2): Orlando Florin Rosu/ stock.adobe.com, 57 (3): metha1819/ Shutterstock.com, 57 (4): Mike Bird/ pexels.com, 57 (5): Lucas George Wendt/ unsplash.com, 57 (6): Orlando Florin Rosu/ stock.adobe.com, 57 (7): Massimo Todaro/ Shutterstock.com, 58 (1): Michael Rosskothen/ stock.adobe.com, 58 (2): Creative Vix/ pexels.com, 58 (3): pincipart.com, 59 (1): area51uk/ stock.adobe.com, 59 (2): Marcio Skull/ pexels.com, 59 (3): Gorodenkoff/ stock.adobe.com, 59 (4): dottedyeti/ stock.adobe.com, 59 (5): Gorodenkoff/ stock.adobe.com, 59 (6): dottedyeti/ stock.adobe.com, 59 (7): Gorodenkoff/ stock.adobe.com, 59 (8): argha saha/EyeEm/ stock.adobe.com, 59 (9): Massimo Todaro/ Shutterstock.com, 60 (1): freestyle_images/ stock.adobe.com, 60 (2): Gorodenkoff/ stock.adobe.com, 60 (3): metha1819/ Shutterstock.com, 60 (4): dottedyeti/ stock.adobe.com, 60 (5): Orlando Florin Rosu/ stock.adobe.com, 60 (6): Gorodenkoff/ stock.adobe.com, 61 (1): dottedyeti/ stock.adobe.com, 61 (2): dottedyeti/ stock.adobe.com, 61 (3): Lenkadan/ Shutterstock.com, 61 (4): Gorodenkoff/ stock.adobe.com, 61 (5): Lucas George Wendt/ unsplash.com, 61 (6): dottedyeti/ stock.adobe.com, 62 (1): LstockStudio/ stock.adobe.com, 62 (2): dottedyeti/ stock.adobe.com, 62 (3): JIANG HONGYAN/ Shutterstock.com, 62 (4): argha saha/EyeEm/ stock.adobe.com, 62 (5): Pikoso.kz/ Shutterstock.com, 62 (5): Pikoso.kz/ Shutterstock.com, 63 (bkgd): Mymimages - Micha/ Shutterstock.com, 64 (1): Aleksandr Dibrova/ stock.adobe.com, 64 (2): Boris Stroujko/ stock.adobe.com, 64 (3): Dara TEK/ Shutterstock.com, 64 (4): Aliaksei/ stock.adobe.com, 64 (5): Olga Oliva/ Shutterstock.com, 64 (6): LifeCollectionPhotography/ Shutterstock.com, 64 (7): Rachel Claire/ pexels.com, 64 (8): Dara TEK/ Shutterstock.com, 64 (9): bluejayphoto/ istockphoto.com, 65 (1): unknown camera/ pxhere.com, 65 (2): imtilak.net, 65 (3): Aleksandr Dibrova/ stock.adobe.com, 65 (4): Dara TEK/ Shutterstock.com, 65 (5): Aliaksei/ stock.adobe.com, 65 (6): Olga Oliva/ Shutterstock.com, 66 (1): wavebreakmedia/ Shutterstock.com, 66 (2): BEMPhoto31/ Shutterstock.com, 66 (3): fotoluk/ Shutterstock.com, 66 (4): charnsitr/ Shutterstock.com, 66 (5): Couanon Julien/ Shutterstock.com, 66 (6): JamilleGz/ Shutterstock.com, 66 (7): wavebreakmedia/ Shutterstock.com, 66 (8): BEMPhoto31/ Shutterstock.com, 66 (9): fotoluk/ Shutterstock.com, 66 (10): Couanon Julien/ Shutterstock.com, 67 (1): BEMPhoto31/ Shutterstock.com, 67 (2): Couanon Julien/ Shutterstock.com, 67 (3): charnsitr/ Shutterstock.com, 67 (4): wavebreakmedia/ Shutterstock.com, 67 (5): fotoluk/ Shutterstock.com, 67 (6): DEA / C. SAPPAP / Colaborador/ gettyimages.com, 69 (1): BEMPhoto31/ Shutterstock.com, 69 (2): Olition Bregu/ pexels.com, 69 (3): Couanon Julien/ Shutterstock.com, 69 (4): Quang Nguyen Vinh/ pexels.com, 69 (5): Mehmet Turgut Kirkgoz/ pexels.com, 70 (1): ungvar/ freepik.com, 70 (2): Hien Phung Thu/ Shutterstock.com, 70 (3): Mehmet Turgut Kirkgoz/ pexels.com, 70 (4): Givaga/ istockphoto.com, 70 (5): fabio.lamanna/ freepik.com, 70 (6): Jerome Dominici/ pexels.com, 71 (1): Oğuzhan Çoban/ pexels.com, 71 (2): imtilak.net, 71 (3): Huy Phan/ pexels.com, 71 (4): Mikhail Sotnikov / Alamy Stock Photo/ alamy.com, 71 (5): imtilak.net, 71 (6): BEMPhoto31/ Shutterstock.com, 72 (1): Aleksandr Dibrova/ stock.adobe.com, 72 (2): Olga Oliva/ Shutterstock.com, 72 (3): 12019/ pixabay.com, 72 (4): Olga Oliva/ Shutterstock.com, 72 (5): barskefranc/ pixabay.com, 72 (6): wirestock/ freepik.com, 73 (1): allvision/ stock.adobe.com, 73 (2): Rida M/ Shutterstock.com, 73 (3): dottedyeti/ stock.adobe.com, 73 (4): Pikoso.kz/ Shutterstock.com, 73 (5): dayoutwiththekids.co.uk, 73 (6): LstockStudio/ stock.adobe.com, 74 (1): Birdiegal/ Shutterstock.com, 74 (2): JOHN KELLERMAN / Alamy Stock Photo/ alamy.com, 75 (t): Czгур/ istockphoto.com, 75 (1): 12019/ pixabay.com, 75 (2): Aliaksei/ stock.adobe.com, 75 (3): dayoutwiththekids.co.uk, 75 (4): Boris Stroujko/ stock.adobe.com, 75 (5): Rachel Clair/ pexels.com, 75 (6): Olga Oliva/ Shutterstock.com, 76 (1): wirestock/ freepik.com, 76 (2): kena.com, 76 (3): Stanley Kalvan/ Shutterstock.com, 76 (4): Anton Aleksenko / Alamy Stock Photo/ alamy.com, 76 (5): Quang Nguyen Vinh/ pexels.com,

NHÀ XUẤT BẢN ĐẠI HỌC SƯ PHẠM UNIVERSITY OF EDUCATION PUBLISHER

Địa chỉ: Tầng 6, Toà nhà số 128, đường Xuân Thuỷ, quận Cầu Giấy, TP. Hà Nội **Address:** 6th Floor, Building No. 128, Xuan Thuy street, Cau Giay District, Ha Noi City
Điện thoại: 024.37547735 **Phone:** 024.37547735
Email: uep@hnue.edu.vn
Website: www.nxbdhsp.edu.vn

Chịu trách nhiệm xuất bản: **Responsible for publishing:**
Giám đốc - Tổng biên tập: NGUYỄN BÁ CUÔNG Director - Editor in chief: NGUYEN BA CUONG

Biên tập viên: **Editors:**
NGUYỄN THUY LINH - NGUYỄN THỊ NHAN NGUYEN THUY LINH - NGUYEN THI NHAN
LƯƠNG MINH HẰNG LUONG MINH HANG

Thiết kế, chế bản và trình bày bìa: **Cover and Book Design:**
NGUYỄN TUẤN MỸ - LÊ HỒNG ÁNH NGUYEN TUAN MY - LE HONG ANH
NGUYỄN TIẾN DŨNG - NGUYỄN THỊ HỒNG OANH NGUYEN TIEN DUNG - NGUYEN THI HONG OANH

Chịu trách nhiệm bản quyền nội dung và hình ảnh: **Responsible for content and pictures copyright:**
NATIONAL GEOGRAPHIC LEARNING NATIONAL GEOGRAPHIC LEARNING

TIẾNG ANH 4 WONDERFUL WORLD
Sách học sinh
Tập 2

ISBN: 978-604-54-8727-3

In 77.000 cuốn, khổ 19x26.5 cm, Printed 77.000 copies, size 19x26.5 cm,
tại Công ty Cổ phần thương mại in Nhật Nam at Nhat Nam printing trading Joint stock company
Địa chỉ: 007 Lô 1, KCN Tân Bình, phường Tây Thạnh, Address: 007 Lot 1, Tan Binh IZ, Tay Thanh Ward,
quận Tân Phú, Tp. Hồ Chí Minh Tan Phu District, Ho Chi Minh City
Số xác nhận đăng ký xuất bản: 382-2023/CXBIPH/02-17/ĐHSP Publishing registration No.: 382-2023/CXBIPH/02-17/ĐHSP
Quyết định xuất bản số: 876/QĐ-NXBĐHSP ngày 13/06/2023 Decision of Publishing No.: 876/QĐ-NXBĐHSP ngày 13/06/2023
In xong và nộp lưu chiểu Quý 3 năm 2023. Printed and released in the 3rd quarter of 2023.



BINHMINH GROUP
CHẤT LƯỢNG VÀ SỰ TẬN TÂM

binhminh.com.vn
wonderfulworld.vn

TIẾNG ANH

Wonderful **4**

Sách tiếng Anh 4 - Wonderful World dành cho lớp 4 là một cuốn sách thú vị lấy cảm hứng từ thiên nhiên với triết lí “*đem thế giới vào lớp học và đưa lớp học ra ngoài cuộc sống*”, trong đó học sinh không chỉ được phát triển các kĩ năng tiếng Anh cần có để trở thành công dân toàn cầu thành công mà còn được khám phá những kì quan trên thế giới. Các video đẹp ngoạn mục từ kênh truyền hình nổi tiếng thế giới về thiên nhiên National Geographic cùng các bức ảnh được chụp tại các địa điểm thực tế, với hiệu ứng thị giác mạnh mẽ, sẽ đưa học sinh du ngoạn tới các miền đất trên thế giới và học hỏi về các quốc gia, các nền văn hoá, con người cùng phong tục tập quán ở đó.

Được thiết kế để tối ưu hoá phương pháp giảng dạy hướng đến giao tiếp và tương tác, cuốn sách chứa đựng những kiến thức hấp dẫn khơi dậy trí tò mò của học sinh, và các hoạt động học tập cá nhân hoá giúp học sinh phát triển kĩ năng nghe – nói và phản xạ nói.

Bên cạnh đó, nguồn học liệu trực tuyến sẽ hỗ trợ tốt nhất cho giáo viên, giúp giáo viên dễ dàng đưa thế giới vào lớp học và lớp học cũng trở nên gần gũi hơn với cuộc sống.

Điều tạo nên sự khác biệt của cuốn sách:

- Ngữ liệu phong phú, có khả năng đáp ứng các trình độ học sinh khác nhau, bám sát nội dung quy định trong khung chương trình của Bộ GD&ĐT.
- Phần tranh mở đầu bài học cuốn hút và định hướng học sinh tới chủ điểm của bài học.
- Trong mỗi bài học, các kiến thức từ vựng và ngữ pháp sẽ được giới thiệu qua tình huống giao tiếp được đặt trong ngữ cảnh cụ thể, giúp học sinh thực hành và vận dụng hiệu quả các kiến thức mới.
- *Let's talk* - hoạt động nói trong ngữ cảnh, giúp học sinh rèn luyện các kiến thức mới học, đồng thời phát triển kĩ năng nghe – nói thông qua hình thức hội thoại.
- *Listen and chant* - hoạt động hỗ trợ phát âm và nhận dạng âm thanh.
- *Listen and sing* - hoạt động ôn tập với bài hát có giai điệu vui nhộn và lời dễ nhớ.
- *Fun time and project* - hoạt động giúp học sinh ôn lại kiến thức bài học thông qua trò chơi, bài tập dự án nhỏ gắn với cuộc sống của các em.
- *Video* - Các bài học sử dụng nội dung các video thực của National Geographic giới thiệu cho học sinh cuộc sống, con người và thiên nhiên của các nước trên thế giới.

Tiếng Anh 4 **WONDERFUL WORLD** bao gồm:

Dành cho học sinh:

- Sách học sinh
- Sách bài tập
- Bộ tài liệu điện tử, phần mềm tương tác

Dành cho giáo viên:

- Sách giáo viên
- Thẻ từ vựng
- Bộ tài liệu điện tử, phần mềm tương tác

wonderfulworld.vn

**NATIONAL
GEOGRAPHIC**
LEARNING

Bringing the world to the classroom
and the classroom to life

ELTNGL.com

A PART OF CENGAGE

ISBN: 978-604-54-8727-3



Giá: 49.000đ